

Responses of photosynthesis and stomatal conductance to atmospheric humidity in some mediterranean *Abies* species

J.M. Guehl¹, J. Bouachrine¹, R. Zimmermann² and E. Dreyer¹

¹Laboratoire de Bioclimatologie-Ecophysiologie Forestière, Station de Sylviculture et Production, INRA, Centre de Nancy, F-54280 Seichamps, France, and

²Lehrstuhl für Pflanzenökologie, Universität Bayreuth, Postfach 3008, D-8580 Bayreuth, F.R.G.

Introduction

Leaf gas-exchange has long been shown to be sensitive to changes in the water vapor mole fraction difference between the leaf and the air (Δw) (Sandford and Jarvis, 1986; Schulze, 1986). It has been proposed (Guehl and Aussenac, 1987; Grieu et al., 1988) that decreasing CO₂ assimilation in response to increasing Δw is not only due to stomatal closure, but could be, at least partially, a consequence of altered mesophyll photosynthetic capacity. However, that interpretation is not consensual (Terashima et al., 1988). We report herein results providing further evidence for the existence of a mesophyll effect in response to increasing Δw in some mediterranean *Abies* species. The study was also aimed at determining whether the different species examined exhibit differences in their water use efficiencies.

Materials and Methods

Responses of CO₂ assimilation rate (A) and transpiration rate (E) to varying Δw were as-

essed under controlled environmental conditions with an open gas-exchange measurement system on intact or excised shoots of different mediterranean coniferous species. Stomatal conductance (g_s) and intercellular CO₂ concentration (C_i) were calculated from the gas-exchange data using classical equations (see Guehl and Aussenac, 1987). Prior to Δw being increased, the short-term response of gas-exchange to increasing ambient CO₂ concentration (C_a) was assessed, and the corresponding $A(C_i)$ functions were determined, thus allowing the analysis of CO₂ assimilation in terms of mesophyll photosynthetic capacity (demand function, see Fig. 1) and diffusional limitation of CO₂ supply to the chloroplasts (supply function). The $A(C_i)$ functions were also used to determine the marginal water cost of CO₂ assimilation ($\partial E/\partial A$) (Guehl and Aussenac, 1987) and to examine the gas-exchange regulation with respect to the optimization theory of Cowan and Farquhar (1977).

Results and Discussion

Increasing Δw resulted in markedly lowered A (Fig. 1a) and g_s (Fig. 1b) in seedlings of *Abies nordmanniana*. Stomatal closure was efficient enough for the E (Δw) response to exhibit a maximum at

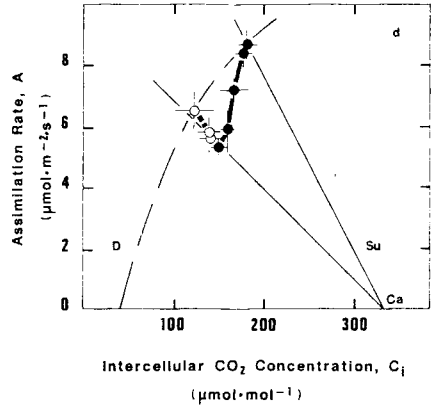
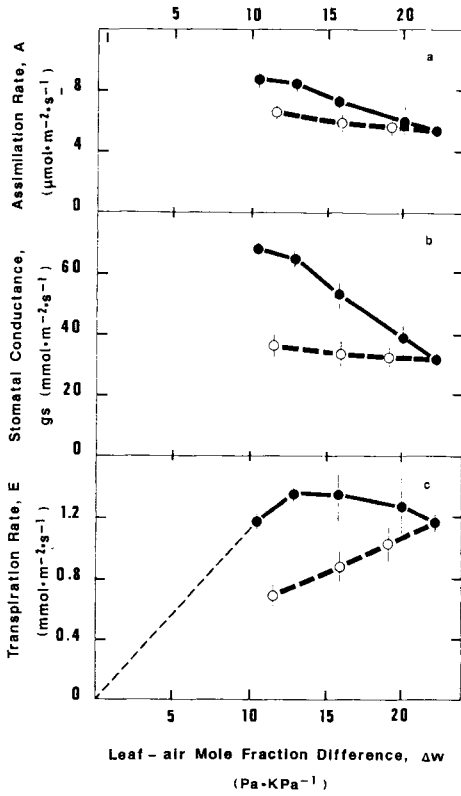


Fig. 1. Gas-exchange response (a, b, c) and CO₂ assimilation rate vs calculated intercellular CO₂ concentration (d) as leaf-to-air water vapor mole fraction difference was increased stepwise (closed symbols) and then returned (open symbols) near its initial level in 3 yr old *A. nordmanniana* seedlings. Bars are ± 1 SEM, $n = 4$. *D*: demand function; *Su*: supply function; C_a , ambient CO₂ concentration. Air temperature, $22.0 \pm 0.5^\circ\text{C}$, incident photosynthetic photon flux density, $500 \mu\text{mol}\cdot\text{m}^{-2}\cdot\text{s}^{-1}$.

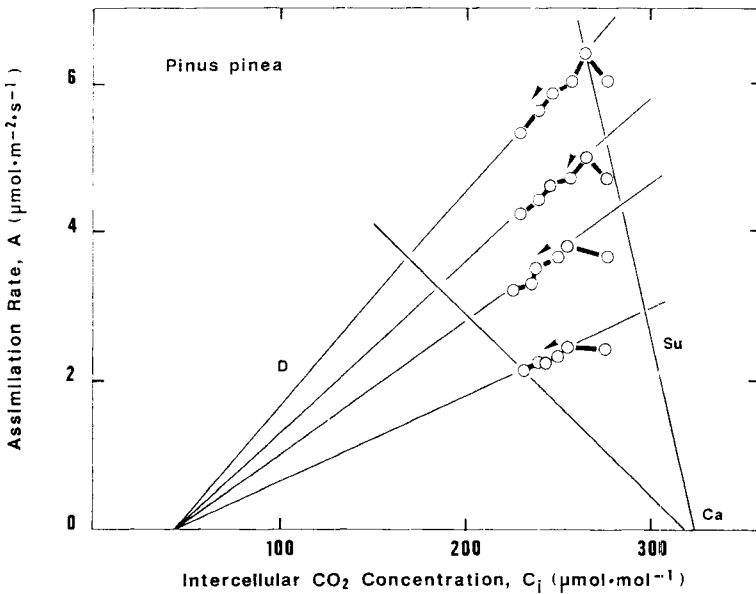


Fig. 2. Carbon dioxide assimilation rate versus intercellular CO₂ concentration as leaf-to-air water vapor mole fraction difference was increased stepwise from 7.0 to $22.0 \text{ Pa}\cdot\text{kPa}^{-1}$ in 4, 1 yr old *P. pinea* seedlings. Arrowheads indicate increasing Δw . *D*: demand function; *Su*: supply function; C_a , ambient CO₂ concentration. Air temperature, $22.0 \pm 0.5^\circ\text{C}$, incident photosynthetic photon flux density, $500 \mu\text{mol}\cdot\text{m}^{-2}\cdot\text{s}^{-1}$.

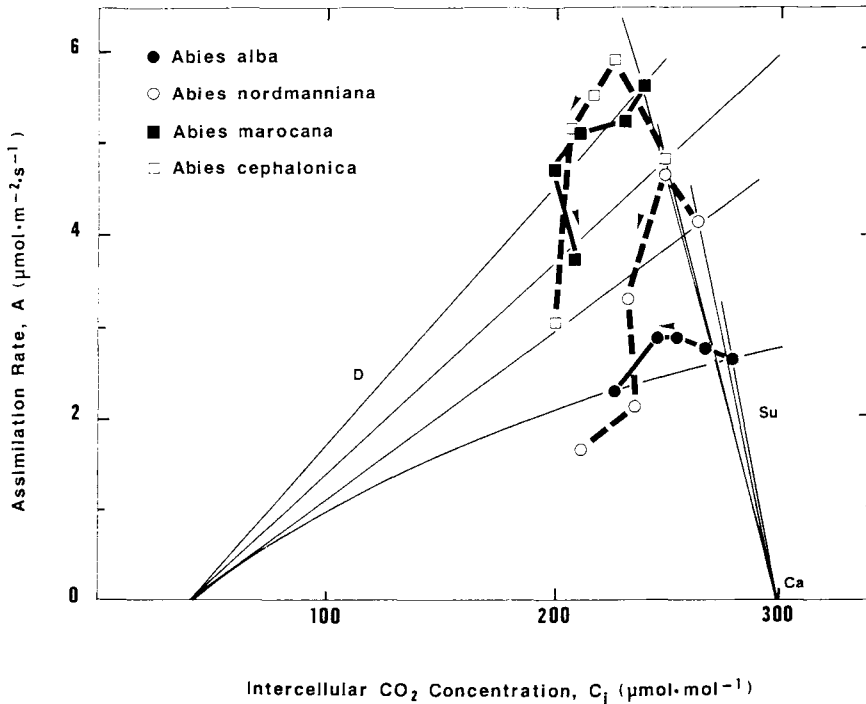


Fig. 3. Carbon dioxide assimilation rate versus calculated intercellular CO_2 concentration as leaf-to-air vapor mole fraction difference was increased stepwise from 5.0 to 15.0 $\text{Pa}\cdot\text{kPa}^{-1}$ in excised water-supplied shoots (3 shoots from different trees for each species) harvested from 25 yr old stands of 4 *Abies* species. Arrowheads indicate increasing Δw . For each species, demand (*D*) and supply (*Su*) functions are represented for the point of lowest Δw . C_a : ambient CO_2 concentration. Air temperature, $22.0 \pm 0.5^\circ\text{C}$, incident photosynthetic photon flux density, $460 \mu\text{mol}\cdot\text{m}^{-2}\cdot\text{s}^{-1}$.

about $\Delta w = 12 \text{ Pa}\cdot\text{kPa}^{-1}$ (Fig. 1c), thus supporting the postulate (Schulze, 1986) that alterations of leaf water status are not involved in the responses of A and g_s to Δw . Analyzing the data in an A vs C_i graph (Fig. 1d, closed symbols) showed, as had already been found for other coniferous species (Guehl and Aussenac, 1987; Grieu *et al.*, 1988), that the experimental points did not remain on the initial demand function. That such a reponse pattern actually denotes an effect of Δw on the mesophyll photosynthetic capacity, and is not an artifact due to improper C_i calcula-

tion (Terashima *et al.*, 1988), was shown in the second phase of the experiment in which Δw was returned near its initial low level. During that phase, A recovered partially, with the data points remaining approximately on the same supply function (Fig. 1d, open symbols), thus indicating that the recovery of A was almost fully accounted for by a recovery of mesophyll photosynthesis. Fig. 2 gives a further example of uncoupling between diffusional and mesophyll photosynthetic processes in response to increasing Δw : *Pinus pinea* seedlings, having a leaf diffusional struc-

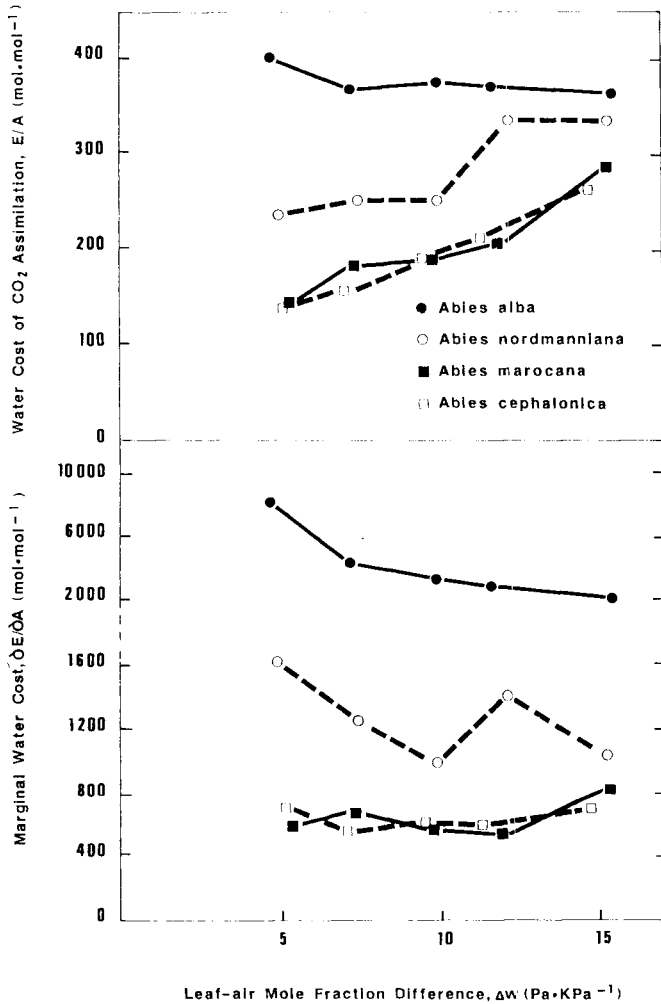


Fig. 4. The effect of increasing leaf-to-air water vapor mole fraction difference on water cost and marginal water cost CO₂ assimilation in 4 *Abies* species. Same data as in Fig. 3.

ture not fundamentally different from that of the *Abies* exhibited a pure stomatal response (constant D function) of A to Δw between 10.0 and 22.0 Pa·kPa⁻¹.

Significant differences in the gas-exchange response to Δw (Fig. 3) were found in a comparative study on 4 *Abies* species originating from different high ele-

vation regions of the Mediterranean area. *A. cephalonica* and *A. marocana* had the highest A values for a given Δw . These 2 species had also the lowest E/A and $\partial E/\partial A$ ratios (Fig. 4) and, furthermore, $\partial E/\partial A$ was constant with Δw , which indicates optimization between CO₂ assimilation and transpirational water losses

(Cowan and Farquhar, 1977). In *A. nordmanniana* and *A. alba*, E/A and $\partial E/\partial A$ were higher and optimization was not achieved. These results are in good agreement with the growth performances of the studied species in southern France.

References

- Cowan I.R. & Farquhar G.D. (1977) Stomatal function in relation to leaf metabolism and environment. *Symp. Soc. Exp. Biol.* 31, 471-505
- Grieu P., Guehl J.M. & Aussenac G. (1988) The effects of soil and atmospheric drought on photosynthesis and stomatal control of gas exchange in three coniferous species. *Physiol. Plant.* 73, 97-104
- Guehl J.M. & Aussenac G. (1987) Photosynthesis decrease and stomatal control of gas exchange in *Abies alba* Mill. in response to vapor pressure difference. *Plant Physiol.* 83, 316-322
- Sandford A.P. & Jarvis P.G. (1986) Stomatal responses to humidity in selected conifers. *Tree Physiol.* 2, 89-103
- Schulze E.D. (1986) Carbon dioxide and water vapor exchange in response to drought in the atmosphere and in the soil. *Annu. Rev. Plant Physiol.* 37, 247-274
- Terashima I., Wong S.C., Osmond C.B. & Farquhar G.D. (1988) Characterization of non-uniform photosynthesis induced by abscisic acid in leaves having different mesophyll anatomies. *Plant Cell Physiol.* 29, 385-394