

Impact of tree species on soil solutions in acidic conditions

Laurent Augusto and Jacques Ranger*

Institut National de la Recherche Agronomique, Centre de Recherches Forestières de Nancy,
Équipe Cycles Biogéochimiques, 54280 Champenoux, France

(Received 1st September 1999; accepted 5 June 2000)

Abstract – Capillary solutions of two acidic forest topsoils were sampled for one year. On each of the two soils, there were three stands (Norway spruce, Douglas fir, Hardwood). Capillary solutions were extracted using the centrifugation method. Soil moisture under Hardwood stands was higher than under coniferous stands. Soil solutions under the coniferous tree species were more acidic and more concentrated in SO_4^{2-} -S and Na^+ than under Hardwoods, showing that coniferous tree species intercept atmospheric depositions more efficiently than hardwood tree species do. Soil solutions under hardwood stands were more concentrated in K^+ , Al, Si and Fe^{3+} than those under coniferous stands. On the least desaturated site, soil solutions under the hardwood stand were less concentrated in NO_3^- -N and C than under the coniferous stands. The amount of rainfall significantly influenced results by diluting soil solutions. When the amount of rainfall was high, there were little difference between tree species.

forest soil / tree species / soil solution / centrifugation / acidity

Résumé – Impact des essences forestières sur la composition des solutions du sol en conditions acides. Les solutions capillaires des horizons superficiels de deux sols forestiers acides ont été échantillonnées pendant une année. Sur chaque sol, trois peuplements étaient présents (Épicéa commun, Sapin Douglas, Feuillu). Les solutions capillaires ont été extraites des sols par centrifugation. L'humidité des sols sous feuillu est supérieure à celle sous résineux. Les solutions de sol sous résineux sont plus acides et plus concentrées en S-SO_4^{2-} et en Na^+ , ce qui témoigne d'une plus grande capacité de ces essences à capter les dépôts atmosphériques. Les solutions sous feuillu sont plus concentrées en K^+ , Al, Si et Fe^{3+} que celles sous les résineux. Sur le site le moins désaturé, les solutions sous feuillu sont moins concentrées en N-NO_3^- et C que celles sous les résineux. La quantité de précipitations influence notablement les résultats en diluant les solutions de sol. Lorsque la pluviosité est très importante, les différences entre essences sont peu marquées.

sol forestier / essence forestière / solution du sol / centrifugation / acidité

1. INTRODUCTION

For more than a century, tree species substitution has been quite a common phenomenon in western Europe. The choice of the tree species planted plays an important role in the functioning of soils [7], particularly the topsoil. In France, two thirds of forests are composed of

hardwood stands [34]. After the second world war, large areas were planted with coniferous tree species [34]: initially mainly with Norway spruce (*Picea abies* Karsten.), then with Douglas fir (*Pseudotsuga menziesii* (Mirb.) Franco). It is within this context that the present work studied the impact of Norway spruce, Douglas fir, European beech and Sessile oak on soil solutions.

* Correspondence and reprints
Tel. (33) 03 83 39 40 68; Fax. (33) 03 83 39 40 69; e-mail: ranger@nancy.inra.fr

Soil solutions are important in the functioning of biogeochemical cycles of forest ecosystems as they are the main interface between vegetation, microflora, minerals and organic matters of soil [32]. The composition of soil solutions is the result of processes of production (weathering and mineralisation), deposition (atmospheric deposition; anthropic fertilization and liming) and consumption (by plants and by microorganisms). It is because of their central role that the study of soil solutions gives information on the nutrients available for the vegetation [10] or on the current level of soil acidification [30]. Except for hygroscopic solutions, Titus and Mahendrapa [49] distinguish two types of soil solutions: gravitational solutions and capillary solutions. The first transport existing products down to lower soil depths, whereas the second indicate the balance between the solid, the liquid and the living phases of soil [37]. There are many methods of extracting solutions from soils (see [49] for a review), which have an influence on solution composition. For instance, solutions from zero tension lysimeters are usually less concentrated (except for Al, Si and C) and their pH is lower than solutions extracted by centrifugation [25, 51]. The centrifugation method has the following advantages: it does not necessitate any permanent in situ devices and it extracts capillary solutions, facilitating the study the internal functioning of soils [25].

The objective of this work was to determine the effects of tree species on the characteristics of soil capillary solutions. For this purpose, capillary solutions have been studied for one year using the centrifugation method for one year.

2. MATERIALS AND METHODS

A survey of soil solutions was performed in two acidic forest sites (*table I*): Haye and Remiremont. Both are arboretums established on a forest soil. In each forest, two coniferous stands and one hardwood stand were selected:

- Haye: Norway spruce (*Picea abies* (L.) Karst.), Douglas fir (*Pseudotsuga Menziesii* (Mirb.) Franco), Sessile oak (*Quercus petraea* (Mattus.) Liebl.).
- Remiremont: Norway spruce (*Picea abies* (L.) Karst.), Douglas fir (*Pseudotsuga Menziesii* (Mirb.) Franco), European beech (*Fagus sylvatica* L.).

The hardwood stand represented the forest state before the establishment of the arboretum. The main characteristics of the soils are presented in *table II*. Each stand has a plot size of at least 1000 m².

Soils were described from a pedological pit. A bulk sample of five soil samples was analysed for each horizon. Horizons were analysed down to 40 cm in depth. The variables were: apparent soil density (cylinder method); particle size distribution (Robinson method); C content [2]; N content [12]; pH (soil:water ratio = 1.25); cationic saturation and cationic exchange capacity [42]; “available” phosphorus [19]; free iron and aluminium [47]. Daily meteorologic data (rainfall, minimum temperature and maximum temperature) were provided by meteorologic stations (Météo-France) near the sites.

Ten samplings were performed during the soil solutions study which was one year long (from April 1998 to April 1999). At each date, nine soil samples were taken in each stand. The nine points were distributed across the entire stand area so as to take into account the high spatial variability of forest soil chemical characteristics [13]. Each point was located under a tree canopy so as to take into account the impact of throughfall [8]. The distance from the point to the nearest trunk was between 1.0 to 1.5 meter because this parameter modifies the impact of throughfall [15] and stemflow [21, 29, 40]. Litter was removed and a stainless steel tube (L = 15 cm ; Ø = 8 cm) was vertically driven in. The soil was immediately put in a plastic bag. The hole was filled and its location was marked to avoid its being sampled at a later date. The locations of the samplings were always selected by the same operator. The nine samples were randomly grouped into three bulk samples. At each date, the sampling was performed in a single day and the samples were put in a shaded room at 4 °C. Samples were analysed during the four days following the sampling.

Samples were sieved to 4 mm. Soil water content (in % of dry weight) was measured (drying at 105 °C for 48 hours). Soil solutions were extracted by centrifugation of the samples in cylinders with an internal wall [25]: the internal wall is only permeable to water, preventing the soil sample from reaching the bottom of the cylinder (where the soil solutions collected) during centrifugation. The duration of centrifugation and speed were calculated so as to extract soil solutions up to around pF = 4.2. Preliminary tests have shown that, in such soils, the compositions of solutions extracted up to pF = 3.3 are identical ($p \leq 0.001$) with those of solutions extracted between pF = 3.3 and pF = 4.2 (data not presented).

Solutions were filtered (0.45 µm) and homogenized for analysis. pH was measured. Al_t (Al_t = total Al), Fe³⁺, Mn²⁺, Si, S, Na⁺, K⁺, Mg²⁺, Ca²⁺ and PO₄²⁻-P were measured by atomic emission plasma torch spectrophotometry (ICP JY180 Ultrace, Jovin-Yvon). NH₄⁺-N, NO₃⁻-N, SO₄²⁻-S and Cl⁻ were determined by colorimetry

Table I. Tree species stands characteristics.

Site	Localisation	Bedrock (generic terms)	Soil (F.A.O.)	Altitude (m)	Rainfall (mm per year) (annual mean)	Temperature (°C) (annual mean)	Tree species	Age (year)	Height (m)	Basal area (m ² ha ⁻¹)	Tree cover (%)	Shrubs cover (%)	Herbs cover (%)	Mosses cover (%)
Haye	plateau of Lorraine (Northeastern France)	silt on decarbonation materials from limestone	haplic luvisol	370	760	9.5	Douglas fir Norway spruce Sessile oak	65 65 76*	33.6 28.3 23.3	20 28 30	65 65 95	10 10 15	100 100 100	10 75 10
Remiremont	Vosges mountains (Northeastern France)	silt on sandstone	dystic cambisol	610	1470	8.0	Douglas fir Norway spruce European beech	35 35 190	23.9 21.2 27.7	46 34 21	95 75 85	0 0 20	1 4 50	1 40 1

* Age of standards.

Table II. Topsoil horizon characteristics.

site	tree species	top soil (cm)	soil density	CL	FSi	CSi	FS	CS	C	N	C/N	P (g kg ⁻¹)	pH water	H ---- (cmolc / 100 g soil (fine earth: < 2mm))	Ca (fine earth: < 2mm)	Mg	Al	CEC		
Haye	Douglas fir	0-10	1.2	19.7	26.6	18.4	34.2	1.1	2.3	0.14	16.4	0.00	4.6	0.16	0.02	0.26	0.65	0.11	3.40	4.6
	Norway spruce	0-10	1.1	23.4	30.9	19.5	25.5	0.7	3.9	0.23	17.0	0.00	4.3	0.16	0.07	0.23	0.87	0.13	4.70	6.1
	Sessile oak	0-10	1.0	25.9	25.9	19.5	27.5	1.2	2.9	0.21	13.8	0.00	5.4	0.06	0.03	0.36	7.50	0.85	0.59	9.4
Remiremont	Douglas fir	0-6	0.5	22.1	21.4	10.3	18.4	27.8	5.8	0.32	18.1	0.00	4.1	0.26	0.04	0.27	0.08	0.17	8.50	9.3
	Norway spruce	0-5	0.6	22.5	23.9	11.2	16.6	25.8	8.6	0.39	22.1	0.00	4.3	0.10	0.03	0.23	0.11	0.14	6.90	7.5
	European beech	0-7	0.5	26.4	21.8	11.4	15.0	25.4	13.7	0.71	19.3	0.00	4.1	0.21	0.03	0.33	0.11	0.24	11.00	12.0

CL = clay (< 2 µm); FSi = fine silt (2-20 µm); CSi = coarse silt (20-50 µm); FS = fine sand (50-200 µm); CS = coarse sand (200-2000 µm).

(TRAACS-2000, Bran-Luebbe). Ionic balance of solutions was defined as follows:

$$\text{ionic balance} = \frac{\left(\sum \text{positive charges} - \sum \text{negative charges} \right)}{\left(\sum \text{positive charges} + \sum \text{negative charges} \right)}$$

As soils were acidic, Al was considered to be trivalent. Total organic carbon of solutions (DOC, noted here C) was measured (TOC-5050, Shimadzu). Comparative tests between $\text{SO}_4^{2-}\text{-S}$ measured by colorimetry and S measured by spectrophotometry showed that all S in solutions was $\text{SO}_4^{2-}\text{-S}$. Therefore, S was measured solely by spectrophotometry and considered to be $\text{SO}_4^{2-}\text{-S}$.

The dataset was statistically treated with SAS [43]. Variance analysis were performed in "repeated measurements" so as to take into account that data of a temporal series were not independent.

3. RESULTS

Meteorological data of the studied year (from April 1998 to April 1999) showed that it was slightly warmer and wetter year than the mean year (mean of 30 years).

3.1. Differences between sites

Rainfall was much lower at Haya (813 mm) than at Remiremont (1748 mm). Daily temperature differences (minimum temperature and maximum temperature) between sites were very small. The annual mean differences were less than 1 °C. The annual mean temperature was 10.5 °C at Haya and 10.0 °C at Remiremont. The solution pH was positively correlated ($p < 0.001$) to the amount of rainfall over the eight days before sampling (figure 1). This relationship between pH and rainfall was more clearly expressed at Remiremont ($p < 0.001$) than at Haya ($p < 0.05$). The most concentrated solutions were collected in autumn.

At Haya, Ca^{2+} and Al_t were the dominant cations, whereas Cl^- , $\text{SO}_4^{2-}\text{-S}$ and $\text{NO}_3^-\text{-N}$ were the dominant anions. At Remiremont, H^+ , Al_t and Na^+ were the dominant cations, whereas Cl^- and $\text{SO}_4^{2-}\text{-S}$ were the dominant anions (figure 2, table IIIa).

Soil water content at Haya (33.6 ± 1.1 g of water for 100 g of dry soil; $n = 90$) was significantly lower ($p < 0.001$) than at Remiremont (56.3 ± 2.1 ; $n = 90$). There was almost no extractable water at Haya at three dates (from June to September 1998) and at Remiremont at one date (July 1998).

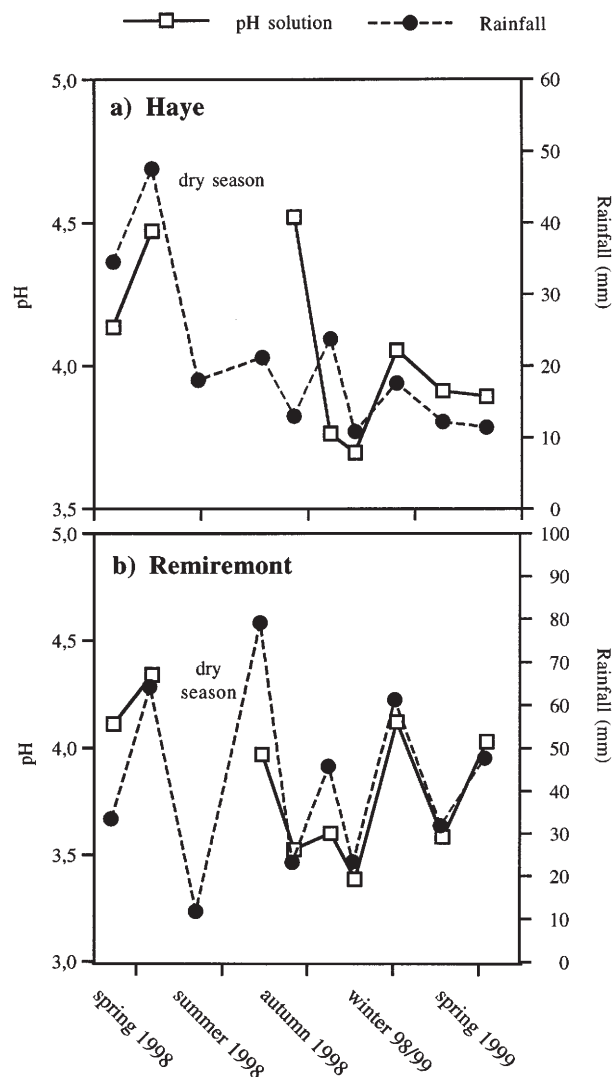


Figure 1. The relationship between soil solution pH and the amount of rainfalls during the eight days before sampling.

Soil solutions were more concentrated at Haya than at Remiremont (table IIIa). Mean solution concentrations at Haya were at least twice those at Remiremont (except for $\text{NH}_4^+\text{-N}$). This difference was particularly large for Ca^{2+} , Mn^{2+} and $\text{NO}_3^-\text{-N}$. There was no significant difference between sites for solution pH. The $[\text{NO}_3^-\text{-N} / (\text{NO}_3^-\text{-N} + \text{NH}_4^+\text{-N})]$ ratio was significantly higher ($p < 0.001$) at Haya (0.89 ± 0.02) than at Remiremont (0.35 ± 0.03).

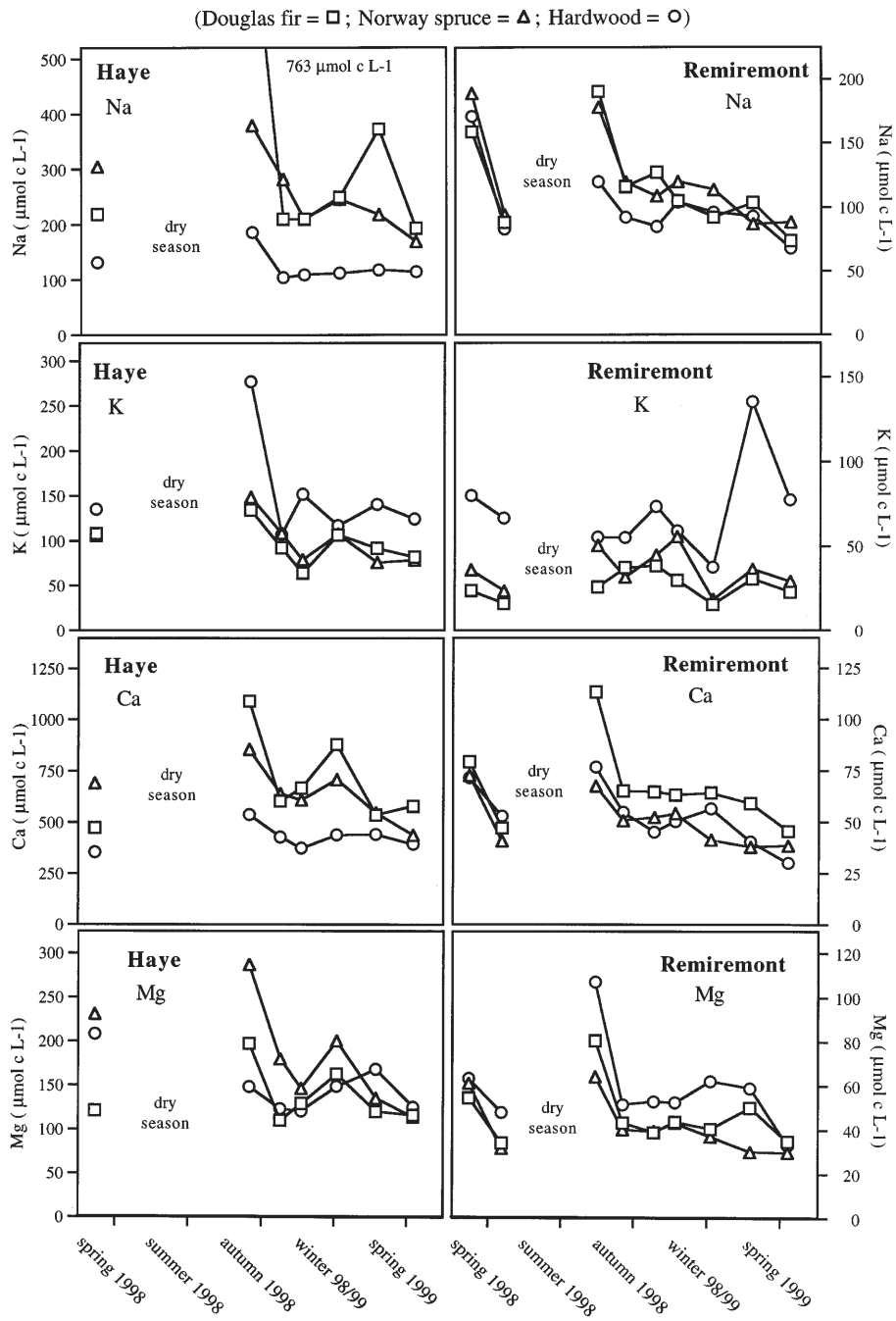


Figure 2. The effect of tree species on soil solution (continued on next page).

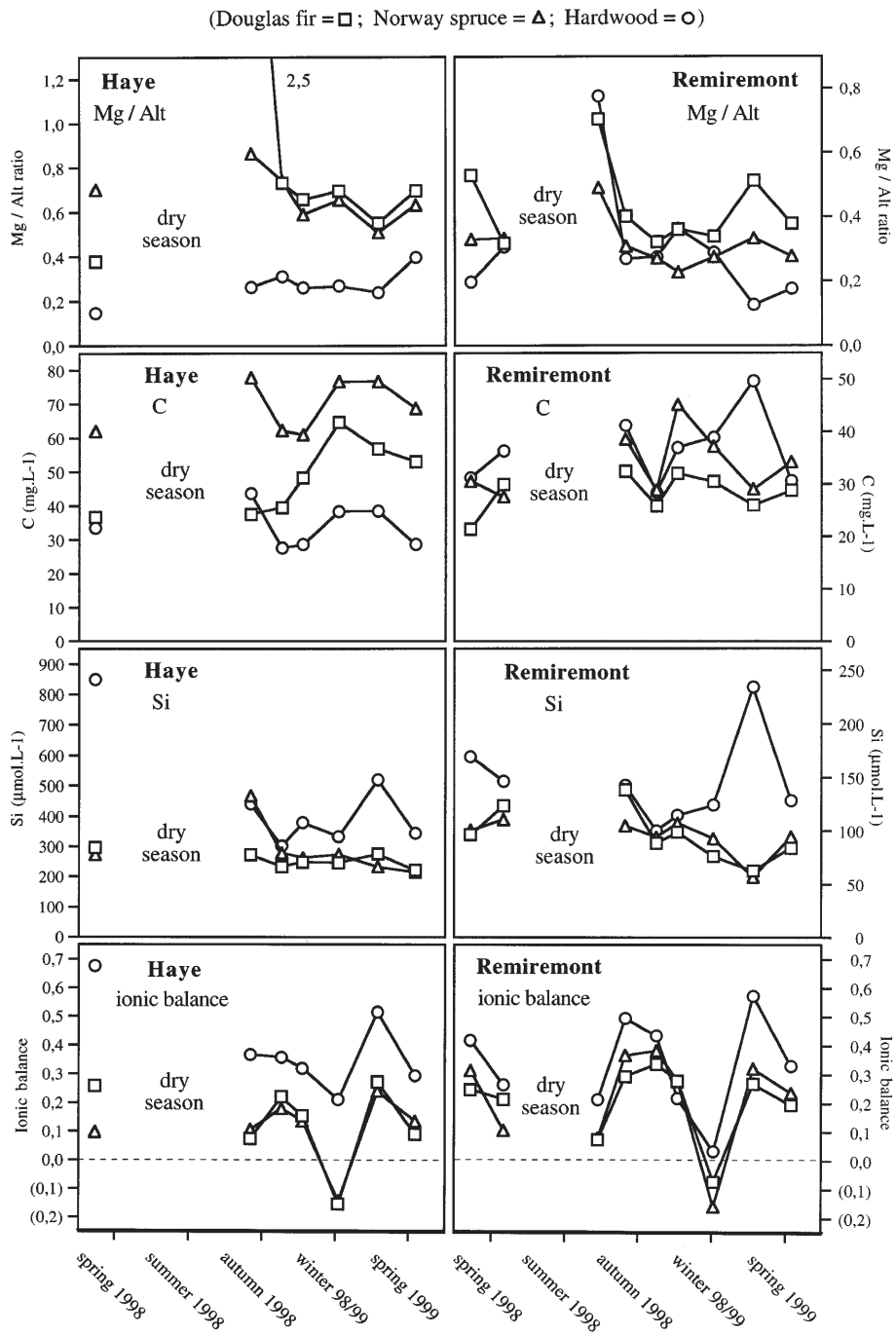


Figure 2. The effect of tree species on soil solution.

Table III. Annual mean soil solution composition: effects of **a:** site and **b:** tree species.**Table IIIa.** Site effect.

Site	Tree species	<i>n</i>	Si ($\mu\text{mol L}^{-1}$)	NH ₄ ⁺ -N ($\mu\text{mol L}^{-1}$)	NO ₃ ⁻ -N	SO ₄ ⁻ -S	PO ₄ ⁻ -P	Cl ⁻	K ⁺	Ca ²⁺ ($\mu\text{molc L}^{-1}$)	Mg ²⁺	Mn ²⁺	Na ⁺	H ⁺	Al _t	Fe ²⁺ (mg L^{-1})	C (mg L^{-1})	pH	Ca/Al _t *	Mg/Al _t *
Haye	.	63	332	48	381	486	5.1	479	116	585	157	62	234	167	404	261	51	4.0	1.4	0.4
			(32)b	(10)ns	(40)b	(76)b	(1.3)b	(43)b	(10)b	(41)b	(10)b	(11)b	(32)b	(32)ns	(67)b	(69)b	(4)b	(0.1)ns	(0.6)b	(0.1)ns
Remiremont	.	81	116	41	23	155	1.4	232	45	57	49	4.6	113	182	159	49	34	3.9	0.4	0.3
			(7)a	(6)ns	(3)a	(16)a	(0.4)a	(11)a	(5)a	(3)a	(0.4)a	(7)a	(25)ns	(16)a	(14)a	(1)a	(0.1)ns	(0.0)a	(0.0)ns	

Table IIIb. Tree species effect.

Site	Tree species	<i>n</i>	Si ($\mu\text{mol L}^{-1}$)	NH ₄ ⁺ -N ($\mu\text{mol L}^{-1}$)	NO ₃ ⁻ -N	SO ₄ ⁻ -S	PO ₄ ⁻ -P	Cl ⁻	K ⁺	Ca ²⁺ ($\mu\text{molc L}^{-1}$)	Mg ²⁺	Mn ²⁺	Na ⁺	H ⁺	Al _t	Fe ²⁺ (mg L^{-1})	C (mg L^{-1})	pH	Ca/Al _t *	Mg/Al _t *
Haye	Douglas fir	21	256	30	445	509	3.5	521	97	691	137	60	317	188	216	107	48	3.9	3.2	0.6
			(10)a	(7)ns	(52)b	(151)ab	(1.7)ns	(107)ns	(8)ns	(82)b	(12)ns	(9)ab	(78)b	(61)ab	(37)a	(48)a	(4)ns	(0.2)b	(1.5)b	(0.3)ns
Haye	Norway spruce	21	286	61	499	672	4.0	469	100	642	185	116	258	268	276	76	69	3.6	2.3	0.7
			(31)a	(24)ns	(65)b	(135)b	(1.8)ns	(51)ns	(10)ns	(50)b	(23)ns	(12)b	(26)b	(48)b	(20)a	(28)a	(3)ns	(0.1)b	(0.1)ab	(0.0)ns
Haye	Hardwood (Sessile oak)	21	452	53	199	275	7.6	447	150	424	149	11	125	47	721	599	34	4.4	0.6	0.2
			(72)b	(18)ns	(30)a	(58)a	(2.8)ns	(63)ns	(22)ns	(23)a	(12)ns	(2)a	(11)a	(9)a	(131)b	(126)b	(2)ns	(0.1)a	(0.1)a	(0.0)ns
Remiremont	Douglas fir	27	103	32	26	146	1.2	221	27	67	47	5.7	117	168	110	21	29	3.9	0.6	0.4
			(10)ns	(6)ns	(4)ab	(22)ns	(0.6)ns	(19)ns	(3)ns	(7)ns	(5)ns	(0.6)ns	(12)ns	(43)ns	(4)a	(2)ns	(1)ns	(0.1)ns	(0.1)b	(0.0)ns
Remiremont	Norway spruce	27	99	45	11	166	1.4	243	36	51	42	3.6	122	197	133	25	35	3.8	0.4	0.3
			(6)ns	(16)ns	(2)a	(35)ns	(0.7)ns	(20)ns	(4)ns	(4)ns	(0.5)ns	(12)ns	(49)ns	(12)a	(4)ns	(2)ns	(0.1)ns	(0.0)ab	(0.0)ns	
Remiremont	Hardwood (European beech)	27	145	47	31	153	1.7	231	71	53	59	4.4	101	183	235	101	37	3.8	0.2	0.3
			(3)ns	(9)ns	(8)b	(25)ns	(0.9)ns	(16)ns	(9)ns	(5)ns	(7)ns	(0.7)ns	(10)ns	(40)ns	(36)b	(37)ns	(2)ns	(0.1)ns	(0.0)a	(0.1)ns

Values followed by different letters differ significantly at the 0.05 probability level (ns = no significant difference).

*: Ca, Mg and Al_t in cmol c L^{-1} .

3.2. Differences among tree species

Haye:

During soil sample sieving, it was noted that there were quite numerous earthworms in Sessile oak soil whereas none were present in Douglas fir and Norway spruce soils. Some ant-hills were observed in the Norway spruce stand.

Soil moisture was significantly higher ($p < 0.05$) under Sessile oak (35.1 ± 1.0 g of water for 100 g of dry soil) and under Norway spruce (36.0 ± 2.2) than under Douglas fir (29.7 ± 1.3). The pH of soil solutions under hardwood stand was at least 0.5 unit higher than under coniferous stands (*table IIIb*). Solution concentrations of SO_4^{2-} -S and Na^+ were lower under hardwoods than under Norway spruce and Douglas fir (*table IIIb*). NO_3^- -N concentrations and $[\text{NO}_3^- \text{-N} / (\text{NO}_3^- \text{-N} + \text{NH}_4^+ \text{-N})]$ ratios were lower under hardwood stand than under coniferous stands. Such was also the case for Ca^{2+} concentrations and Ca/Al_t ratios. Si, Fe^{3+} and Al_t concentrations were higher under hardwood stand than under coniferous stands. Mn^{2+} concentrations of solutions were higher under Norway spruce than under hardwoods.

There was no statistically significant differences among tree species for the other variables. However, there were some tendencies for K^+ (*figure 2a*) as well as for Mg/Al_t , C and ionic balance (*figure 2b*). It seems that K^+ concentrations were higher under hardwoods than under coniferous species. This was also the case with the ionic balance. In contrast, solutions under hardwoods had lower values of C concentration and of Mg/Al_t ratio than under coniferous species. Ranked according to C concentration, tree species were as follows: Norway spruce > Douglas fir > Sessile oak.

Remiremont:

Soil samples from the European beech stand contained a few more arthropoda than samples from coniferous stands. Soil moisture was significantly higher ($p < 0.05$) under European beech than under Norway spruce and Douglas fir (respectively: 66.9 ± 3.6 g of water for 100 g of dry soil, 52.3 ± 2.2 and 49.6 ± 1.9). The tree species effect on the composition of soil solutions was not nearly so clearly expressed at Remiremont as at Haye (*table IIIb*). There were significant differences ($p < 0.05$) only for NO_3^- -N, Al_t and Ca/Al_t ratio. Compared to coniferous species, hardwood had higher values for NO_3^- -N and Al_t , and lower values for the Ca/Al_t ratio. Although results were not statistically significant for the other variables, it seems that there were some differences for K^+ , Ca^{2+} and Mg^{2+} (*figure 2a*) as well as for Mg/Al_t ratio, Si and ionic balance (*figure 2b*).

Hardwood had higher values than coniferous species for K^+ , Mg^{2+} , Si and ionic balance. Douglas fir had the highest concentrations of Ca^{2+} and seems to have a higher Mg/Al_t ratio than Norway spruce.

4. DISCUSSION

The pH of capillary solutions extracted from topsoils was statistically linked to the amount of rainfall. The more the rainfall, the higher the soil solution pH. The measurements made in the "national network for the long-term monitoring of forest ecosystems" (RENECOFOR) showed that rainfall pH in the area of the present study was between 5.0 to 5.5 [50]. This pH is higher than those of soils (*table II*). When the amount of rainfall was high, soil solutions were less acidic as they contain a lot of solution with quite high pH [20]. The effect of rainfall on soil solution pH was more clearly expressed at Remiremont than at Haye because the rainfall at Remiremont was more than twice that at Haye.

Only one year of monitoring was available. Therefore, it is difficult to show a seasonal trend in the results. However, it seemed that the summer desiccation tended to concentrate the soil solutions.

Soil moisture at Remiremont was higher than at Haye because of the higher quantity of rainfall and of the more homogeneous soil particle size distribution (*table II*). Soil solutions at Haye were more concentrated than those of Remiremont. Although rainfall had low concentrations [50], the difference in concentrations can not be explained solely by the difference of rainfall amounts, especially Ca^{2+} , Fe^{3+} , Mn^{2+} and N. For these elements, it is probable that the Haye bedrock (silt on decarbonation materials from limestone) produced more calcium and easily weathereable minerals than the Remiremont bedrock (silt on sandstone).

Soil moisture was higher under hardwoods than under coniferous species: hardwoods \geq Norway spruce \geq Douglas fir. Nihlgard [35] and Benecke and Mayer [4] have already shown that soils are drier under Norway spruce than under European beech. This behaviour was due to the higher ability of coniferous tree species to intercept rainfall [3, 24].

In contrast to Haye, Remiremont showed few differences in soil solution composition among tree species. However, other authors have established that tree species modify the composition of soil solutions (e.g. [1, 14]). The results from the Remiremont site can be explained by two phenomena: (i) the very high amount of rainfall at Remiremont diluted soil solutions and hid the tree species effect. (ii) as the soil was more desaturated than at Haye (saturation index for exchangeable earth-alkaline

Table IV. The effect of tree species on aluminum speciation in soil solution.

References	Localisation	Soil depth (cm)	Tree species	pH	Ca	Mg	Al total (Al _t)	Al inorganic (Al _i)	Al _i / Al _t	Ca / Al _t	Mg / Al _t	Ca / Al _i	Mg / Al _i
[22, 23]	Sor catchment (Spain)	0–10	<i>Pinus sylvestris</i>	4.4	50	41	41	33	0.8	1.2	1.0	1.5	1.2
			<i>Pinus sylvestris</i>	4.5	45	78	65	58	0.9	0.7	1.2	0.8	1.3
			<i>Quercus robur</i>	4.4	60	70	75	37	0.5	0.8	0.9	1.6	1.9
			<i>Quercus robur</i>	4.4	135	144	153	76	0.5	0.9	0.9	1.8	1.9
[17]	Schneeberg (Germany)	0–5	<i>Picea abies</i>	3.3	98	25	62	41	0.7	1.6	0.4	2.4	0.6
			<i>Fagus sylvatica</i>	3.6	125	33	70	24	0.3	1.8	0.5	5.2	1.4
[17]	Silverbach (Germany)	0–5	<i>Picea abies</i>	3.4	267	66	163	96	0.6	1.6	0.4	2.8	0.7
			<i>Fagus sylvatica</i>	3.7	181	45	128	90	0.7	1.4	0.4	2.0	0.5

cations at 5 cm depth: Remiremont = 7%; Haye = 46%), the buffering capacity of Haye was more sensitive and thus influenced by the impact of tree species on the environment.

At Haye, soil solutions under Norway spruce and Douglas fir were more concentrated in SO_4^{2-} and Na^+ than those under hardwoods. It has been established that the origin of these elements in acidic soils was mainly atmospheric [26]. It suggested that Norway spruce and Douglas fir intercepted the atmospheric deposition more than Sessile oak do. Brown and Iles [14], Ranger and Nys [38] and Berkvist and Folkesson [5] have measured the extent to which coniferous species (*Picea abies*, *Pinus sylvatica*) intercept atmospheric deposition more than hardwood species do (*Quercus petraea*, *Fagus sylvatica*, *Betula pendula*). It is probable that the high soil solution concentrations of NO_3^- -N and Ca^{2+} under coniferous species were partly due to high atmospheric deposition. Thus, on an acidic soil of northeastern France, Ranger and Nys [38] have reported that a Norway spruce stand intercepted 155% more N than a Sessile oak stand, 50% more S, 10% more Ca but 15% less K. It should be noted that the age of the hardwood stand at Remiremont could have masked this effect (table I). Indeed, Hugues et al. [27] have shown with several *Picea sitchensis* chronosequences that atmospheric deposition to canopies increases with stand age. Furthermore, the introduction of exotic tree species, such as Norway spruce and Douglas fir, could have led to mineralisation of old organic matter in soil and, then, to higher nitrification flux. This hypothesis was suggested by Jussy et al. [28], but still need a validation.

The pH of soil solutions at Haye were tree species dependent. There was at least 0.5 unit difference between the solutions of hardwoods and those of coniferous tree species. The effect of tree species on solution pH was as follows: Sessile oak > Douglas fir ≥ Norway spruce. This result is due to the higher ability of coniferous tree species to intercept atmospheric deposition, which is potentially acidic. Soil solutions were more acidified under coniferous species than under hardwoods also because of the low pH of coniferous species needles [36] and the more acidic organic matter of Norway spruce [46]. The acidity of the coniferous stands at Haye could prevent burrowing fauna, such as earthworms, from colonizing the soil [16]. Root exudates could have influenced the results as they are tree species dependent [45].

For both sites, soil solutions were more concentrated in K^+ under hardwoods than under coniferous species. This difference in behaviour for K^+ between hardwoods and coniferous species has been mentioned in a composition study on artificial soil [48]. The K contents of Sessile oak and European beech leaves are 50% higher than those of Norway spruce and Douglas fir needles [6, 9]. Therefore, processes like litter mineralisation and foliage recreation could have promoted a higher concentration of this element under hardwood species than under coniferous species.

The high concentrations of Mn^{2+} in Norway spruce soil solutions compared to hardwood solutions were due to soil solution pH. Indeed, this element is soluble in acidic solution [20].

At Hays, the tree species effect on the C content of soil solution was the inverse of its effect on pH: Norway spruce \geq Douglas fir \geq Sessile oak. Raulund-Rasmussen et al. [39] have also shown that the C content of soil solution was: Norway spruce $>$ European beech = Pedunculated oak. As previously stated, this could be the result of an enhanced mineralisation of old soil organic matter which increases the soil acidification under coniferous tree species. It should be underlined that C content of solutions is correlated to its ability to alter minerals [39]. Nevertheless, as concentrations of Si was also highest in Sessile oak soil solutions, it cannot be concluded that the weathering rate of soil minerals under Norway spruce was higher than under Sessile oak.

At Hays, as at Remiremont, soil solutions under hardwoods showed a larger ionic imbalance (positive balance) than under coniferous species. For the present study, Al was considered as Al^{3+} because solutions were acidic. Solutions pH could explain the results of Hays as Al speciation is pH dependent [41]. Indeed, Driscoll [18] has shown that, in solutions with organic matter, Al^{3+} represented 100% of Al_t at pH = 3.6 (pH of soil solutions under Norway spruce), 90% of Al_t at pH = 3.9 (Douglas fir), but only 50% at pH = 4.4 (Sessile oak). Moreover, for soil solutions at pH = 4.4, Fernandez-Sanjurjo et al. [23] have shown that only 20% of Al_t was in the Al^{3+} chemical form. Therefore some Al in hardwood soil solutions may not be trivalent. This has led to an overestimation of the total positive charge of solutions under hardwoods. Nevertheless, soil solutions under the hardwood stand at Remiremont were also unbalanced, though no less acidic than those under the coniferous stands. This situation suggested that hardwood stands did have not the same Al speciation as coniferous stands. Thus, according to literature data (*table IV*), it seems that the (inorganic Al i.e. almost Al^{3+}) / (Al_t) ratio is often lower under hardwood stands than under coniferous stands (except at Silverbach, [17]). If such was the case at Remiremont, it would explain the imbalance of the European beech solutions. It is possible that the phenomena which have led to modification of the Al speciation under the hardwood stands have also enhanced the solubilization of Al_t , Fe and Si (*table IIIb*). These processes are probably dependent on biological cycles, as Si and Al fluxes in forest ecosystems are partly controlled by tree litter [31]. For the present study, Ca/ Al_t and Mg/ Al_t ratios of hardwood solutions were lower than those of coniferous species solutions. Such was also the case of Skeffington [44]. But Brown and Iles [14] and Koch and Matzner [29] have shown the opposite results. Ca/ Al_t and Mg/ Al_t ratios are often used as indicator values of the potential toxicity of Al for vegetation on very desaturated soils [33]. However, only few forms of Al are toxic

(mainly Al^{3+}). Therefore, Ca/ Al_t and Mg/ Al_t ratios are not efficient indicators of potential Al toxicity [10] because they do not take into account the Al speciation [11]. It should be observed that the tree species gradient for Ca/Al and Mg/Al ratios is reversed when only inorganic Al (i.e. almost Al^{3+}) is considered, instead of total Al (*table IV*). Thus, Al_t is not a efficient index of Al toxicity and, therefore, it is difficult to discuss the ecological meaning of the ratios of the present study.

5. CONCLUSION

The pH and the composition of capillary solutions of topsoils were highly dependent on the amount of rainfall. The bedrock characteristics were also an important factor controlling the chemistry of capillary solutions.

The tree species effect on topsoil solutions was small when the amount of rainfall was high. Exotic coniferous tree species intercepted rainfall and atmospheric deposition more readily than did native hardwoods. This situation led to a decrease in soil water content and to an acidification under coniferous stands. It is also probable that the introduction of coniferous tree species has modified the biogeochemical cycles of some elements, such as K, N or Al, in the ecosystems, suggesting different nutrition modes according to tree species. Complementary works are required to determine the tree species effect on the long term fertility of acidic soils. These works should concern the study of gravitational solutions so as to measure the impact of tree species on the amounts of elements lost by drainage.

Acknowledgements: We would like to thank: Mr Allié, Melle Depaquis, Mme Clause, Mr Didier, Mr Gérard and Mr Zeller for technical assistance on field; Mr Allié, Mr Belkacem, Mme Bienaimé, Mr Bonnaud, Mme Gelhaye, Mr Goeltl and Mr Pollier for technical assistance in laboratory; the École Nationale du Genie Rural et des Eaux et Forêts and the Office National des Forêts for providing all facilities during experimentation; Mr White and the INRA linguistic service at Jouy-en-Josas for revising the English of this work.

REFERENCES

- [1] Adamson J.K., Hornung M., Kennedy V.H., Norris D.A., Paterson I.S., Stevens P.A., Soil solution chemistry and throughfall under adjacent stands of Japanese Larch and Sitka Spruce at three contrasting locations in Britain, *Forestry* 66 (1993) 51–68.
- [2] Anne P., Sur le dosage rapide du carbone organique des sols, *Ann. Agron.* 2 (1945) 161–172.

- [3] Aussenac G., Couverts forestiers et facteurs du climat : Leurs interactions, conséquences écophysiological chez quelques résineux, Thèse Univ. Nancy I, 1975, 234 p.
- [4] Benecke P., Mayer R., Aspects of soil water behavior as related to beech and spruce stands. Some results of the water balance investigations, in: Ellenberg H. (Ed.), Integrated experimental ecology – Methods and results of ecosystem research in the German Solling project, Ecological Vol. 2, Springer-Verlag, Berlin, 1971, pp. 153–163.
- [5] Bergkvist B., Folkesson L., The influence of tree species on acid deposition, proton budgets and element fluxes in south Swedish forest ecosystems, *Ecol. Bull.* 44 (1995) 90–99.
- [6] Bergmann W., Ernährungsstörungen bei Kulturpflanzen. Entstehung, visuelle und analytische diagnose, Bergmann W. (Ed.), 2nd edn., Gustav Fisher Verlag, Stuttgart, 1988.
- [7] Binkley D., The influence of tree species on forest soils: Processes and Patterns, in: Mead D.J., Cornforth I.S. (Eds.), Proceedings of the trees and soil workshop, 1994, Agronomy Society of New Zealand Special Publication #10., Lincoln Univ. Press, Canterbury (N.Z.), 1995, pp. 1–33.
- [8] Boettcher S.E., Single-tree influence on soil properties in the mountains of eastern Kentucky, *Ecology* 71 (1990) 1365–1372.
- [9] Bonneau M., Le diagnostic foliaire, *Rev. For. Fr.* XL (1988) 19–26.
- [10] Boudot J.P., Becquer T., Merlet D., Rouiller J., Ranger J., Dambrine E., Mohamed D.A., Potential role of aluminium toxicity in nutrient deficiencies as related to forest decline: An assessment of soil solution data from the Vosges mountains, in: Landmann G., Bonneau M. (Eds.), Forest decline and atmospheric deposition effects in the French mountains, Springer-Verlag, Berlin, 1994, pp. 270–285.
- [11] Boudot J.P., Becquer T., Merlet D., Rouiller J., Aluminium toxicity in declining forests: a general overview with a seasonal assessment in a silver fir forest in the Vosges mountains (France), *Ann. Sci. For.* 51 (1994) 27–51.
- [12] Bremner J.M., Determination of nitrogen in soil by the Kjeldahl method, *J. Agric. Sci.* 55 (1960) 11–33.
- [13] Bringmark E., Spatial variation in soil pH of beech forests in relation to buffering properties and soil depths, *Oikos* 54 (1989) 165–177.
- [14] Brown A.H.F., Iles M.A., Water chemistry profiles under four tree species at Gisburn, NW England, *Forestry* 64 (1991) 169–187.
- [15] Carleton T.J., Kavanagh T., Influence of stand age and spatial location on throughfall chemistry beneath black spruce, *Can. J. For. Res.* 20 (1990) 1917–1925.
- [16] Càrcamo H.A., Parkinson D., Bargshoon D., Distribution of earthworms along a sharp acidification gradient, *Pedobiologia* 42 (1998) 88–95.
- [17] Davis M.R., Chemical composition of soil solutions extracted from New Zealand beech forests and West German beech and spruce forests, *Plant Soil* 126 (1990) 237–246.
- [18] Driscoll C.T., The chemistry of aluminum in surface waters, in: Sposito G. (Ed.), The environmental chemistry of aluminum, CRC press, Boca Raton, FL, 1989, pp. 241–277.
- [19] Duchaufour P., Bonneau M., Une nouvelle méthode de dosage du phosphore assimilable dans les sols forestiers, *Bull. Assoc. Fr. Étude. Sol.* 4 (1959) 193–198.
- [20] Duchaufour P., Pédologie : 1. Pédogénèse et classification, Masson, Paris, 1977.
- [21] Falkengren-Grerup U., Effect of stemflow on beech forest soils and vegetation in southern Sweden, *J. Appl. Ecol.* 26 (1989) 341–352.
- [22] Fernandez-Sanjurjo M.J., Alvarez E., Fernandez Vega V., Garcia-Rodeja E., Chemistry of soil solutions under different kinds of vegetation in the vicinity of a thermal power station, *Environ. Pollut.* 101 (1998) 131–142.
- [23] Fernandez-Sanjurjo M.J., Alvarez E., Garcia-Rodeja E., Speciation and solubility control of aluminium in soils developed from slates of the river Sor watershed (Galicia, NW Spain), *Water Air Soil Pollut.* 103 (1998) 35–53.
- [24] Forgeard F., Gloaguen J.C., Touffet J., Interception des précipitations et apports au sol d'éléments minéraux par les eaux de pluie et les pluviollessivats dans une hêtraie atlantique et dans quelques peuplements résineux de Bretagne, *Ann. Sci. For.* 37 (1980) 53–71.
- [25] Giesler R., Chemistry of soil solution extracted by centrifugation – Methodology and field applications, Ph.D. Thesis Univ. Umeå, Sweden, 1996.
- [26] Hornung M., Reynolds B., Stevens P.A., Hugues S., Water quality changes from input to stream, in: Edwards R.W. (Ed.), Acid waters in Wales, Kluwer Academic Publishers, Dordrecht, 1990, pp. 223–240.
- [27] Hugues S., Norris D.A., Stevens P.A., Reynolds B., Williams T.G., Effects of forest age on surface drainage water and soil solution aluminium chemistry in stagnopodzols in Wales, *Water Air Soil Pollut.* 77 (1994) 115–139.
- [28] Jussy J.H., Colin-Belgrand M., Ranger J., Production and root uptake of mineral nitrogen in a chronosequence of Douglas-fir (*Pseudotsuga menziesii*) in the Beaujolais Mountains, *For. Ecol. Manage.* 128 (2000) 197–209.
- [29] Koch A.S., Matzner E., Heterogeneity of soil and soil solution chemistry under Norway spruce (*Picea abies* Karst.) and European beech (*Fagus sylvatica* L.) as influenced by distance from the stem basis, *Plant Soil* 151 (1993) 227–237.
- [30] Lundstrom U.S., Nyberg L., Danielsson L., van Hees P.A.W., Anderson M., Forest soil acidification: monitoring on the regional scale, Varmland, Sweden, *Ambio* 27 (1998) 551–556.
- [31] Markewitz D., Richter D., The *bio* in aluminum and silicon geochemistry, *Biochem.* 42 (1998) 235–252.
- [32] Marschner H., Root-induced changes in the availability of micronutrients in the rhizosphere. in: Waisel Y., Eshel A., Kafkafi U. (Eds.), Plants roots, the hidden half, Dekker inc., 1991, pp. 508–527.
- [33] Matzner E., Blanck K., Hartmann G., Stock R., Needle chlorosis pattern in relation to soil chemical properties in two Norway spruce (*Picea abies*, Karts.) forests of the German Harz mountains, in: Bucher J.B., Bucher-Wallin I. (Eds.), Air pollution and forest decline, 1989, pp. 195–199.

- [34] Ministère de l'Agriculture de la Pêche et de l'Alimentation, La forêt et les industries du bois, Collection GraphAgri-Forêt-Bois, Édition bilingue Français-Anglais, Ministère de l'Agriculture, 1996.
- [35] Nihlgård B., The microclimate in a beech and a spruce forest – a comparative study from Kongalund, Scania, Sweden, Bot. Notiser 122 (1969) 333–352.
- [36] Nykvist N., Leaching and decomposition of water-soluble organic substances from different types of leaf and needle litter, Studia Forestalia Suecica 3 (1963) 1–31.
- [37] Ranger J., Discours D., Mohamed-Ahamed D., Moares C., Dambrine E., Merlet D., Rouiller J., Comparaison des eaux liées et des eaux libres des sols de 3 peuplements d'épicéa commun (*Picea abies* Karst) des Vosges. Application à l'étude du fonctionnement actuel des sols et conséquences pour l'état sanitaire des peuplements, Ann. Sci. For. 50 (1993) 425–444.
- [38] Ranger J., Nys C., The effect of spruce (*Picea abies* Karst.) on soil development: an analytic and experimental approach, Eur. J. Soil Sci. 45 (1994) 193–204.
- [39] Raulund-Rasmussen K., Borggaard O.K., Hansen H.C.B., Olsson M., Effect of natural organic soil solutes on weathering rates of soil minerals, Eur. J. Soil Sci. 49 (1998) 397–406.
- [40] Riha S.J., Senesac G., Pallant E., Effects of forest vegetation on spatial variability of surface mineral soil pH, soluble aluminum and carbon, Water Air Soil Pollut. 31 (1986) 929–940.
- [41] Ritchie G.S.P., Soluble aluminum in acidic soils: principles and practicalities, Plant Soil 171 (1995) 17–27.
- [42] Rouiller J., Guillet B., Bruckert S., Cations acides échangeables et acidités de surface. Approche analytique et incidence pédogénétique, Bull. Assoc. Fr. Étude Sol 2 (1980) 161–175.
- [43] SAS institute Inc., SAS/STAT user's guide, Version 6, 3rd edition, North Carolina, USA: SAS institute, 1990.
- [44] Skeffington R.A., Soil properties under three species of tree in southern England in relation to acid deposition in throughfall, in: Ulrich B., Pankrath J. (Eds.), Effect of accumulation of air pollutants in forest ecosystems, Reidel publishing Company, 1983, pp. 219–231.
- [45] Smith W.H., Character and significance of forest tree root exudates, Ecology 57 (1976) 324–331.
- [46] Strobel B.W., Bernhoft I., Borggaard O.K., Low-molecular-weight aliphatic carboxylic acids in soil solutions under different vegetations determined by capillary zone electrophoresis, Plant Soil 212 (1999) 115–121.
- [47] Tamm O., Um best ämning ow de oorganiska komponenterna i markens gelcomplex, Meded Stat. Skogsfors. 19 (1922) 385–404.
- [48] Tice K.R., Graham R.C., Wood H.B., Transformations of 2:1 phyllosilicates in 41-year-old soils under oak and pine, Geoderma 70 (1996) 49–62.
- [49] Titus B.D., Mahendrappa M.K., Lysimeter system designs used in soils research: a review, Information report N-X-301, Natural Resources of Canada, Canadian Forest Service, 1996.
- [50] Ulrich E., Lanier M., Combes D., Dépôts atmosphériques, concentrations dans les brouillards et dans les solutions du sol (sous-réseau CATAENAT), Rapport scientifique sur les années 1993 à 1996, Office National des Forêts, 1998.
- [51] Zabowski D., Ugolini F.C., Lysimeter and centrifuge soil solutions: seasonal differences between methods, Soil Sci. Soc. Am. J. 54 (1990) 1130–1135.