

Xylem hydraulic efficiency versus vulnerability in seedlings of four contrasting Mediterranean tree species (*Cedrus atlantica*, *Cupressus sempervirens*, *Pinus halepensis* and *Pinus nigra*)

Fabienne Froux^{a,b}, Roland Huc^{a*}, Michel Ducrey^a and Erwin Dreyer^b

^aINRA, Unité de Recherches Forestières Méditerranéennes, Avenue A. Vivaldi, 84000, Avignon, France

^bUMR INRA-UHP, “Écologie et Écophysologie Forestières”, 54280, Champenoux, France

(Received 5 November 2001; accepted 11 February 2002)

Abstract – We studied the xylem hydraulic traits and anatomy of four diverse Mediterranean conifers to determine how these species protect themselves against catastrophic xylem failure. *Cedrus atlantica*, *Cupressus sempervirens*, *Pinus nigra* and *P. halepensis* seedlings were grown for two years in pots in a greenhouse under well-watered conditions. Measurements were conducted in April and September. The vulnerability to cavitation was lower in April in the two pines and cedar whereas the conductivity was lower in the two pines and cypress. There were also large species differences in vulnerability to cavitation in September: loss of 50% conductivity occurred at –2.8 MPa in *P. nigra*, –3.8 MPa in *C. atlantica*, –4.8 MPa in *C. sempervirens* and –4.9 MPa in *P. halepensis*. Leaf specific hydraulic conductivity was much higher in *Cupressus sempervirens* and *P. nigra* than in *Cedrus atlantica* and *P. halepensis*. No trade-off between xylem safety (low vulnerability) and efficiency (high hydraulic conductivity) was found among the four species. Specific conductivity was directly related to “hydraulic mean” tracheid lumen diameter, while xylem vulnerability appeared to be independent of tracheid size.

xylem embolism / hydraulic conductivity / xylem anatomy / Mediterranean conifers

Résumé – Efficacité hydraulique et vulnérabilité de plantules de quatre espèces de conifères méditerranéens (*Cedrus atlantica*, *Cupressus sempervirens*, *Pinus halepensis* et *Pinus nigra*). Nous avons étudié les caractéristiques hydrauliques et l’anatomie du xylème de quatre espèces de conifères méditerranéens afin de déterminer comment ces espèces se protègent contre un dysfonctionnement catastrophique du xylème. Des plants de *Cedrus atlantica*, *Cupressus sempervirens*, *Pinus halepensis* et *P. nigra* ont été cultivés en serre pendant deux ans en conditions d’alimentation en eau non limitante. Les mesures ont été effectuées en avril et septembre. La vulnérabilité à la cavitation a été plus faible en avril chez les deux pins et le cèdre tandis que la conductivité hydraulique a été plus faible chez les deux pins et le cyprès. D’importantes différences de vulnérabilité à la cavitation ont également été observées entre les espèces en septembre : la perte de 50 % de conductivité est intervenue à –2,8 MPa chez *P. nigra*, –3,8 MPa chez *C. atlantica*, –4,8 MPa chez *C. sempervirens* et –4,9 MPa chez *P. halepensis*. La conductivité spécifique foliaire a été plus élevée chez *C. sempervirens* et *P. nigra* que chez *C. atlantica* et *P. halepensis*. Aucun compromis n’a été mis en évidence entre la protection du système conducteur (faible vulnérabilité à la cavitation) et l’efficacité de la circulation de la sève (forte conductivité hydraulique) entre les 4 espèces. La conductivité hydraulique spécifique est positivement corrélée avec le diamètre « hydraulique moyen » des lumières des trachéïdes alors que la vulnérabilité du xylème semble être indépendante de la taille des trachéïdes.

embolie / conductivité hydraulique / anatomie du xylème / conifères méditerranéens

* Correspondence and reprints

Tel.: +33 4 90 13 59 50; fax: +33 4 90 13 59 59; e-mail: Huc@avi-forets.avignon.inra.fr

1. INTRODUCTION

The Mediterranean climate is characterized by a long dry summer. Drought can be severe where soils are shallow or coarse textured. Under such conditions, the xylem of trees may be subjected to very low water potentials that approach the dysfunction point where runaway embolism due to cavitation and air filling in the conduits reduces xylem conductivity [23]. The ecophysiological basis for drought tolerance in trees remains to a great extent unknown since the capacity to survive long-term water deficit is dependent on various physiological and morphological traits such as gas exchange control, osmotic adjustment and root to leaf area ratio adjustment. The implications of xylem hydraulic properties for drought tolerance have been proposed for several species [1, 5, 11] but remain obscure for others.

Xylem vulnerability to water stress induced embolism is well documented in a wide range of species (see review by Tyree and Ewers [28]). Inter-specific differences in hydraulic properties are associated with habitat preference, as was observed in neotropical shrubs [5], in temperate broadleaved trees [11] and in conifer species [3].

The trade-off between safety (low vulnerability to water stress induced cavitation) and efficiency (large hydraulic conductivity), as hypothesized by Zimmermann [31], is a controversial subject and remains to be examined on species displaying diverse xylem characteristics and living under climates with a pronounced dry season.

Species adapted to the long dry Mediterranean summer should provide a good opportunity to study the trade-off between efficiency and vulnerability and the effect of xylem anatomy on hydraulic properties. This research investigates xylem water transport and vulnerability in seedlings of four diverse tree species. We studied: (1) the variability of the hydraulic features with date of measurement; (2) the trade-off between safety (estimated from vulnerability to cavitation) and efficiency (estimated from hydraulic conductivity); (3) the relation between xylem anatomy and hydraulic properties; and (4) the relation of hydraulic characteristics to drought resistance. The hydraulic characteristics of seedlings of four Mediterranean conifer species (*Cedrus atlantica*, *Cupressus sempervirens*, *Pinus halepensis* and *Pinus nigra*) grown under controlled conditions were determined. Species were chosen according to their strategy of response to drought stress. In *P. halepensis* and *P. nigra*, daily minimum water potential (Ψ_{\min}) never decreased below -2.8 MPa and -1.5 MPa, respectively under severe drought [2, 6], demonstrating efficient stomatal closure.

In contrast, *C. atlantica* and *C. sempervirens* may display much lower xylem water potential [4]. For instance, levels of Ψ_{\min} recorded in *C. atlantica* in natural stands reached -4 MPa [1]. Interestingly, *P. nigra* and *C. atlantica* are co-occurring species in Mediterranean mountains, while *C. sempervirens* and *P. halepensis* co-occur in low elevation forests under Mediterranean climate. Such differences in stomatal control of Ψ_{\min} could be due to different hydraulic properties.

2. MATERIALS AND METHODS

2.1. Plant material

Seeds from four Mediterranean conifers (*Cedrus atlantica* Manetti, *Cupressus sempervirens* L., *Pinus halepensis* Mill. and *Pinus nigra* Arn. ssp. *nigricans* Host. var. *austriaca*) were collected in natural populations in southern France near Avignon. *C. atlantica* was introduced to southern France from Algeria over 140 years ago. The plantations were very successful and natural regeneration is abundant. The other three species are native to the region.

Seedlings were grown in 0.4 liter plastic containers in the spring of 1998 in the Les Milles nursery, near Aix-en-Provence, France. One half of the seedlings were transplanted at the end of March 1999 to 7 liter containers filled with a mixture of sand/peat/forest soil horizon A1 collected near Avignon (1/2/3, v/v/v). The pots were watered once or twice a week depending on the weather. A liquid fertilizer (Fertiligène NPK 9/9/9) was added once a week to the irrigation water (1%). Plants were grown in a greenhouse in Avignon, France, under 85% of full sunlight. Temperature minima in winter were kept above 2 °C by heating and during the summer the maxima were maintained between 25 °C and 32 °C by ventilation and cooling. The cypress trees produced a 50:50 mix of two forms: *horizontalis* (plagiotropic) and *fastigiata* (orthotropic).

2.2. Hydraulic conductivity

Two series of measurements were carried out during 1999, one in April before bud break on 1998 twigs of non-transplanted plants, and a second one during September on current year (1999) twigs on seedlings transplanted to larger pots in March. Eight seedlings of *P. halepensis*, *C. atlantica* and *P. nigra* and six seedlings

of each form (*horizontalis* and *fastigiata*) of *C. sempervirens* were transported to the laboratory where predawn needle water potential was measured on terminal twigs with a Scholander pressure chamber. Seedling tops were severed from the roots just above the root collar and cut again under water to remove embolized tracheids close to the cut end. Three segments were cut underwater from the most recent year's growth: one 10-cm-long segment for determination of vulnerability curves and two 2-cm-long segments on each side and adjacent to the long segment for hydraulic conductivity measurements. All segments were debarked underwater. Projected area (L_a) of all needles supplied with water by the segment was measured using a planimeter (System DIAS II of Delta-T-Device).

Hydraulic conductivity (K_h , $\text{mmol m}^{-1} \text{MPa}^{-1}$) was measured according to the method described by Sperry and Tyree [23]. Segments were perfused with a degassed dilute solution of water and HCl (pH = 2) filtered with a $0.1 \mu\text{m}$ filter with an applied pressure of 3.5 kPa. The following hydraulic properties were determined for each segment:

(i) leaf specific conductivity (K_l , $\text{mmol m}^{-1} \text{s}^{-1} \text{MPa}^{-1}$):

$$K_l = K_h/L_a;$$

(ii) specific conductivity (K_s , $\text{mol m}^{-1} \text{s}^{-1} \text{MPa}^{-1}$):

$$K_s = K_h/S_a$$

where S_a is the sapwood transverse area of the segment (excluding the central pith).

(iii) Huber value (HV , $\text{m}^2 \text{m}^{-2}$) as:

$$HV = S_a/L_a.$$

2.3. Xylem vulnerability to cavitation

Cavitation was induced using the air injection method [22]. Segments severed from the main shoot were inserted into a double-ended pressure chamber with both ends protruding to allow direct measurements of K_h . Samples were not notched because air entry was assured by abundant needle scars. The segments were subjected to an air pressure of 0.05 MPa during conductivity measurements to prevent lateral leakage of solution from the segment through needle scars. Native embolism was not measured because flushing at high pressure did not increase K_h . We believed native embolism was very low because the plants were always well watered. Hydraulic conductivity measured before induction of cavitations was taken to be the maximum conductivity (K_{max}). Cavitations were induced by 10 minutes pressurizations at

pressures ranging from 0.8 to 8 MPa in 10 steps at regular intervals. Each pressurization was followed by a 30 minutes relaxation at atmospheric pressure and by measurement of K_h . Percent loss of conductivity (PLC) was estimated as:

$$PLC = 100 \times (K_{\text{max}} - K_h)/K_{\text{max}}.$$

2.4. Anatomical characteristics

Samples used during September for xylem vulnerability assessment were preserved to FAA solution (formaldehyde 10%, acetic acid 5%, alcohol 35% in water). Two 1-cm long pieces of each sample were shredded and mixed for 6 hours with Jeffrey's solution (10% chromic acid + 10% nitric acid in distilled water) in separate vials as described by Hargrave et al. [7]. After several rinsings with distilled water the length of 60 macerated fibers in each sample was measured at 25X with a light microscope.

Four cross-sections were cut with a razor blade from each stem segment used for conductivity measurement and stained with 0.5% safranin. An image analysis system (NIH-Image Software, Scion Corp.) was used to determine lumen cross-sectional area of all tracheids ($n \approx 200$) by $3\text{-}\mu\text{m}$ lumen diameter class from color slides taken with a light microscope at 100X. The hydraulic conductivity per lumen diameter class and the total hydraulic conductivity of the sample were calculated using the Hagen-Poiseuille equation [30]. "Hydraulic mean" diameter (D) for each segment was calculated from measured lumen diameter (d), using $3\text{-}\mu\text{m}$ lumen diameter classes, as:

$$D = \sum d^5 / \sum d^4 [12, 21].$$

2.5. Statistical analysis

Analysis of variance was used to determine the significance of species and date effect on hydraulic and anatomical properties. The significance of differences between means was assessed with the Duncan test ($P < 0.05$, GLM procedure, SAS, Statistical Analysis System, Cary, NC).

The data for the relation of PLC versus applied pressure (Ψ) were fitted to a logistic function [14]:

$$PLC = 100/(1+\exp(a(\Psi - \Psi_{\text{PLC50}}))),$$

using the SAS non linear regression procedure (NLIN). The maximum slope of the function occurs at 50% loss of conductivity and is given by " a ". The xylem water

potential inducing 50% loss of conductivity is given by Ψ_{PLC50} . Xylem potential inducing 10% loss of conductivity was also calculated as Ψ_{PLC10} . Data for each segment were fitted to the logistic function and the resulting parameters were used to calculate a mean value and a standard error of Ψ_{PLC50} , Ψ_{PLC10} and a by species and date.

3. RESULTS

3.1. Hydraulic conductivity

The predawn xylem water potential showed the seedlings were not under water stress at the time of measurement of hydraulic properties (values ranged from -0.5 to -0.3 MPa). Data for the two growth forms of *C. sempervirens* (“horizontalis” and “fastigiata”) were pooled for analysis after it was determined no differences existed between them for any of the hydraulic and anatomical characteristics. A species effect on the different hydraulic parameters was found when analyzing both measurement dates together ($P < 0.001$). Species ranking was found to be different between dates; therefore, the analysis of species differences was conducted separately by date and the analysis of differences between dates was done separately by species. The effect of measurement date appeared to be an increase in conductivity and HV from April to September (table I). The increase occurred in K_s for *Pinus halepensis* and *C. sempervirens*, in K_1 for all species except *C. atlantica* and in HV for *P. nigra*. There was a tendency for *P. halepensis* to have the lowest values and *C. sempervirens* to have the highest values for all hydraulic conductivity parameters for both dates.

3.2. Vulnerability to cavitation

There was a tendency for the current stem to become more vulnerable to cavitation from April to September (smaller Ψ_{PLC50} , *P. nigra*, *P. halepensis* and *C. atlantica*) and for cavitation to occur more rapidly (smaller $\Psi_{\text{PLC50}} - \Psi_{\text{PLC10}}$, *C. atlantica* and *C. sempervirens*) (table II and figure I). There did not appear to be a consistent effect of date on Ψ_{PLC10} , but *P. halepensis* displayed a change in this value from -3.91 MPa in April to -1.38 MPa in September. It appeared that, regardless of the date, *P. nigra* was the most and *P. halepensis* the least vulnerable to cavitation. In contrast, cavitations propagated most rapidly in *C. sempervirens* (highest “ a ” and smallest Ψ_{PLC50}

– Ψ_{PLC10}) in April and September and least rapidly in *P. halepensis* in September (largest $\Psi_{\text{PLC50}} - \Psi_{\text{PLC10}}$).

3.3. Xylem anatomy

The range of tracheid lengths was similar among species (0.5 to 2.5 mm) but mean length was larger in *C. atlantica* and *P. halepensis* than in *P. nigra* and *C. sempervirens* (table III). Tracheids longer than 1.25 mm accounted for only 16% of the total in *P. nigra* and *C. sempervirens* while they amounted to 37 and 51% in *P. halepensis* and *C. atlantica*. The largest diameter tracheid lumens were found in *C. sempervirens* (figure 2 and table III). The large-diameter tracheid lumens (over 12 μm) represented 51% of the cumulative cross-sectional area of all tracheid lumens in the sapwood and contributed 77% of the theoretical conductivity in *C. sempervirens*. The three other species displayed smaller tracheid lumens with a mean diameter close to 10 μm . The large-diameter tracheid lumens accounted for 41, 32 and 21% of the calculated conductivity in *P. nigra*, *P. halepensis* and *C. atlantica*, respectively. The ratio measured/calculated conductivity was greatest in *P. halepensis* and *C. sempervirens* (table III).

4. DISCUSSION

The findings of the research reported here for two different dates confirmed the expected variability in hydraulic properties of seedlings of Mediterranean trees. The study found no evidence of a relation between hydraulic efficiency and safety. There was strong support for a close relation between some anatomical characteristics of the xylem and hydraulic properties. In addition, some aspects of drought resistance were related to the hydraulic properties. However, we have to take into account the limitations of the study since we used potted seedlings with a restricted root system which did not represent natural conditions of these species. Plants experienced different root-to-soil interaction between the two sets of measurements which may have influenced their hydraulic architecture. Moreover, the root system may have been affected in a different manner by repotting depending on the species, resulting in different xylem anatomy.

Table I. Specific conductivity (K_s , mol m⁻¹ s⁻¹ MPa⁻¹), leaf specific conductivity (K_l , mmol m⁻¹ s⁻¹ MPa⁻¹), and Huber value Hv (10⁵ m² m⁻²) recorded in the main shoot of seedlings of four Mediterranean conifer species during April and September. Mean and standard error of the mean (SEM) of 6 to 22 replicates. S and NS indicate significant and non-significant date effect ($P = 0.05$). Different letters denote significant differences among species for a given parameter at $P = 0.05$ (Duncan test).

	Species	April Mean (SEM)	September Mean (SEM)	Date effect
K_s	<i>Pinus nigra</i>	14.53 (1.23) ^a	17.61 (2.47) ^b	NS
	<i>Pinus halepensis</i>	10.11 (0.76) ^b	15.88 (1.35) ^b	S
	<i>Cedrus atlantica</i>	16.02 (2.09) ^a	16.26 (1.62) ^b	NS
	<i>Cupressus sempervirens</i>	15.25 (1.06) ^a	30.76 (1.78) ^a	S
K_l	<i>Pinus nigra</i>	10.11 (1.02) ^b	28.05 (6.95) ^a	S
	<i>Pinus halepensis</i>	4.39 (0.36) ^c	7.11 (0.47) ^b	S
	<i>Cedrus atlantica</i>	12.53 (1.50) ^{ab}	11.09 (1.68) ^b	NS
	<i>Cupressus sempervirens</i>	14.92 (1.12) ^a	33.09 (2.64) ^a	S
Hv	<i>Pinus nigra</i>	61.31 (3.55) ^c	156.48 (35.92) ^a	S
	<i>Pinus halepensis</i>	40.86 (2.13) ^d	46.54 (5.53) ^c	NS
	<i>Cedrus atlantica</i>	76.17 (1.87) ^b	71.56 (6.57) ^{bc}	NS
	<i>Cupressus sempervirens</i>	93.55 (4.19) ^a	103.42 (6.86) ^b	NS

Table II. Parameters calculated from PLC curves for four Mediterranean conifer species. Ψ_{PLC10} , Ψ_{PLC50} (xylem water potential at 10% and 50% loss of conductivity, respectively) and “ a ” (form parameter of the curves). Values were estimated using the SAS NLIN procedure from data on individual twig samples. Mean and standard error of the mean (SEM) of 6 to 12 replicates. Means in a column with the same letter are not significantly different among species at $P = 0.05$ (Duncan test). Significance of date effect is shown as S (significant) or NS (non significant) ($P = 0.05$, Duncan test).

	Species	April Mean (SEM)	September Mean (SEM)	Date effect
Ψ_{PLC10}	<i>Pinus nigra</i>	-1.78 (0.29) ^b	-1.55 (0.23) ^b	NS
	<i>Pinus halepensis</i>	-3.91 (0.48) ^a	-1.38 (0.85) ^b	S
	<i>Cedrus atlantica</i>	-1.41 (0.87) ^b	-2.04 (0.52) ^b	NS
	<i>Cupressus sempervirens</i>	-3.45 (0.83) ^{ab}	-4.25 (0.24) ^a	NS
Ψ_{PLC50}	<i>Pinus nigra</i>	-3.08 (0.25) ^c	-2.76 (0.12) ^c	S
	<i>Pinus halepensis</i>	-5.97 (0.22) ^a	-4.87 (0.64) ^a	S
	<i>Cedrus atlantica</i>	-5.08 (0.30) ^{ab}	-3.81 (0.18) ^b	S
	<i>Cupressus sempervirens</i>	-4.41 (0.72) ^{bc}	-4.78 (0.20) ^a	NS
$\Psi_{PLC50} - \Psi_{PLC10}$	<i>Pinus nigra</i>	-1.30 (0.19) ^b	-1.21 (0.28) ^{bc}	NS
	<i>Pinus halepensis</i>	-2.06 (0.32) ^b	-3.49 (0.62) ^a	NS
	<i>Cedrus atlantica</i>	-3.67 (0.65) ^a	-1.77 (0.47) ^b	S
	<i>Cupressus sempervirens</i>	-0.97 (0.24) ^b	-0.53 (0.06) ^c	S
a	<i>Pinus nigra</i>	1.89 (0.28) ^b	2.21 (0.31) ^b	NS
	<i>Pinus halepensis</i>	1.31 (0.23) ^b	0.77 (0.11) ^b	NS
	<i>Cedrus atlantica</i>	0.74 (1.13) ^b	2.44 (0.88) ^b	NS
	<i>Cupressus sempervirens</i>	3.06 (0.61) ^a	4.92 (0.74) ^a	NS

Table III. Mean tracheid length (mm), mean lumen diameter (μm), contribution of tracheids with lumens larger than $12\ \mu\text{m}$ in diameter to total sapwood area and estimated total conductivity, and ratio between measured and estimated conductivity in seedlings of four Mediterranean conifer species during September. Mean and standard error of the mean (SEM). Means in a column with the same letter are not significantly different.

Species	Mean tracheid length (mm)	Mean tracheid lumen diameter (μm)	Contribution of tracheid with a lumen diameter $> 12\ \mu\text{m}$ to		Ratio measured/estimated conductivity
			total sapwood transverse area (%)	estimated total conductivity (%)	
<i>Pinus nigra</i>	1.02 (0.09) ^c	10.4 (1.08) ^b	14.9 (2.9) ^b	47.41	0.34 (0.02) ^a
<i>Pinus halepensis</i>	1.26 (0.28) ^{ab}	10.2 (0.14) ^b	8.35 (2.19) ^b	31.85	0.50 (0.04) ^b
<i>Cedrus atlantica</i>	1.33 (0.13) ^a	9.0 (1.4) ^b	3.83 (3.52) ^b	20.92	0.33 (0.12) ^{ab}
<i>Cupressus sempervirens</i>	1.06 (0.09) ^{bc}	13.5 (1.3) ^a	51.2 (18.7) ^a	76.7	0.45 (0.07) ^b

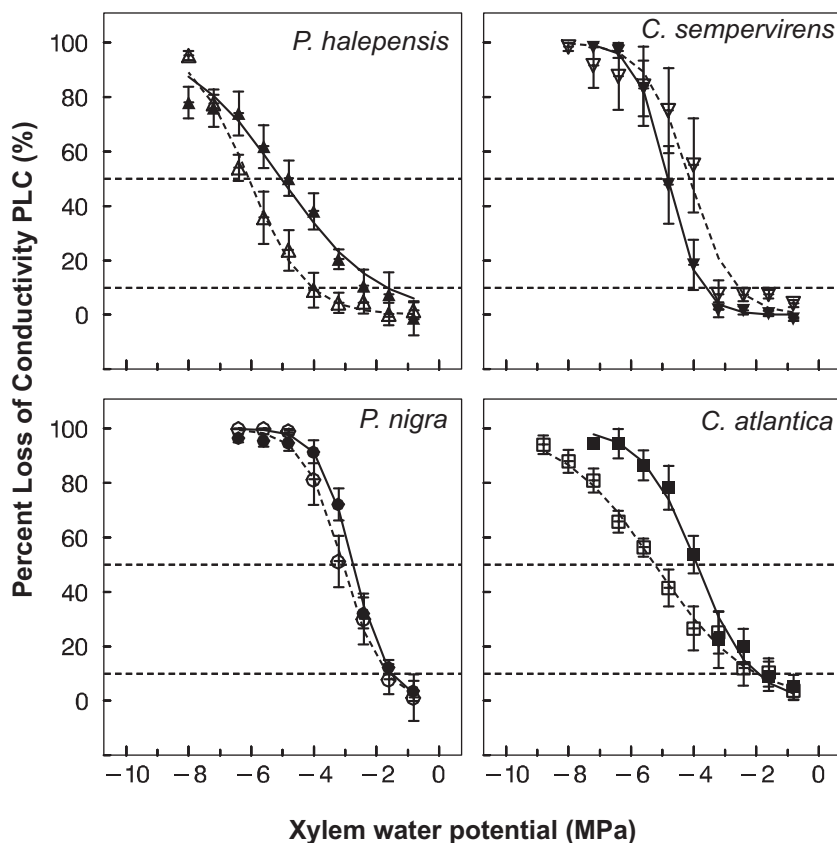


Figure 1. Vulnerability curves in seedlings of the four Mediterranean conifer species obtained during April (dashed line) and September (solid line) by pressurization of twigs. Vertical bars represent the standard error of the mean of 6 to 12 replications. Dotted horizontal lines represent the 10% and 50% loss of conductivity.

4.1. Variation with the date of measurement

The terminal stems from April had both earlywood and latewood produced the previous year and the terminal stems from September had essentially only earlywood from the current year. This was due to active

cambial growth observed late in summer in greenhouse conditions. The presence of latewood in the April stems could have caused the differences in conductivity observed between the two dates of measurement. Lumen diameter is much smaller in latewood making it less efficient for conducting water [9, 31]. In addition, in

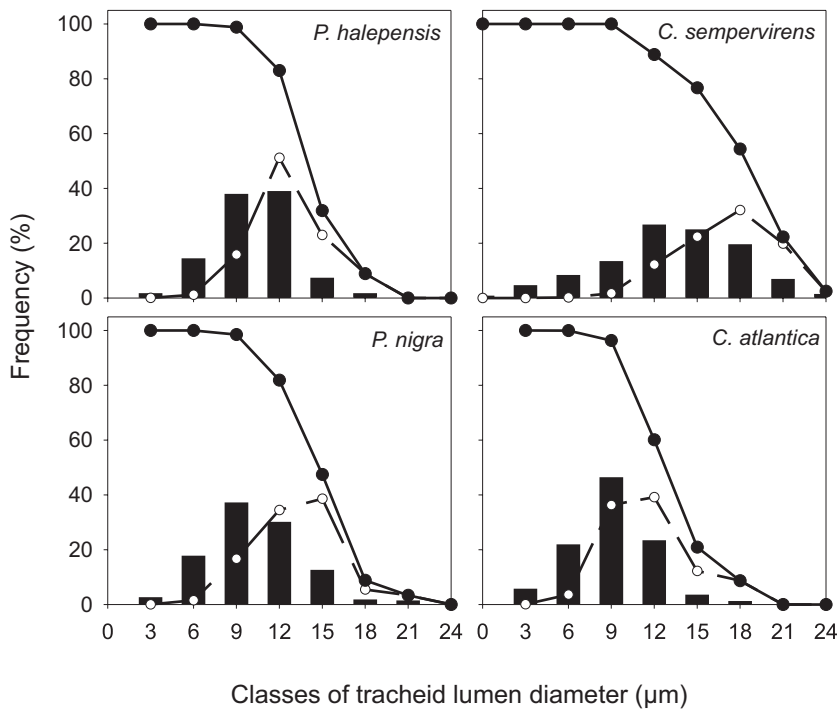


Figure 2. Frequency distribution of lumen cross-sectional area (bars), percent of total calculated conductivity (dashed line) and cumulative percent of total calculated conductivity beginning with large diameters and progressing toward small diameters by 3 μm lumen diameter class (solid line) in seedlings of four Mediterranean conifers.

coniferous species membrane pores of latewood have a more rigid structure than earlywood [15]. As a consequence, larger pressure drops would be necessary to induce air seeding and cavitation in latewood than in earlywood. This is consistent with our results as *P. halepensis*, *P. nigra* and *C. atlantica* were less vulnerable during April than during September.

4.2. Hydraulic conductivity and tracheid anatomy

The highest specific conductivity was recorded on the species with the largest lumen diameters (*C. sempervirens*) and a relationship was detected between measured hydraulic conductivity and “hydraulic mean” lumen diameter (figure 4) as expected from the Hagen-Poiseuille law [21, 28, 31]. Measured conductivity was 30 to 50 percent of calculated conductivity. This discrepancy could be due to: (1) the occurrence of naturally embolized tracheids [7] and (2) xylem conduits not functioning like ideal conduits. Native embolism was probably very low because the seedlings were always well watered. This could not be verified using flushing, due to irreversible displacement of torus in the pit.

Staining of xylem shows low native embolism (< 5%) and did not reveal differences between species (data not shown). The flow of water through xylem of conifers, which have small conducting units interconnected by pit openings, is essentially through these small pit pores. Thus, the number of connections between tracheids is assumed to determine the water flow conductance [19]. This may explain large differences between measured and theoretical values.

4.3. Efficiency vs. safety

A significant question for plant ecology is whether the efficient transport of water associated with large tracheids and pores may be less safe for water transport due to increased vulnerability to cavitation as suggested by physical models [31]. The results of our study showed large differences in hydraulic conductivity for Mediterranean conifers whether the basis was leaf area or cross-sectional area. The differences between the most and least conductive ranged from 1.5 to 2 fold for K_s and 3 to 4 fold for K_t . The study also showed a large range of vulnerabilities to embolism with Ψ_{PLC50} ranging from

−2.76 MPa in *P. nigra* to −4.87 MPa in *P. halepensis* in September. This wide range of efficiency and safety should provide a good test of the relation between these two traits (figure 3). In fact, our results did not show any trade-off between efficiency and safety.

A number of results from earlier work were consistent in regard to a trade-off between efficiency and safety. A trade-off was found when two Mediterranean oaks (*Quercus ilex* and *Q. pubescens*) were compared [26]. *Q. ilex* displayed both lower conductivity and lower vulnerability than *Q. pubescens*. A trade-off was also found in the Sonoran desert vegetation [17], in Mediterranean sclerophyllous trees [18] and in Pinaceae of the Pacific Northern [16]. The chaparral shrub species *Malosma laurina* had a larger water transport efficiency associated with a higher susceptibility to embolism compared to *Heteromeles arbutifolia* [8]. Meanwhile no such trade-off was found among woody species in northern Utah and interior Alaska [25] and for subspecies of *Artemisia tridentata* [10]. Brodrribb and Hill [3] have found no evidence of trade-off when comparing K_s and K_1 to xylem vulnerability in a sub-sample of four conifer species. No significant correlation was found by Tyree et al. [30] between Ψ_{PLC50} and volume or surface area of conducting units from a review of 13 conifers. There is also no

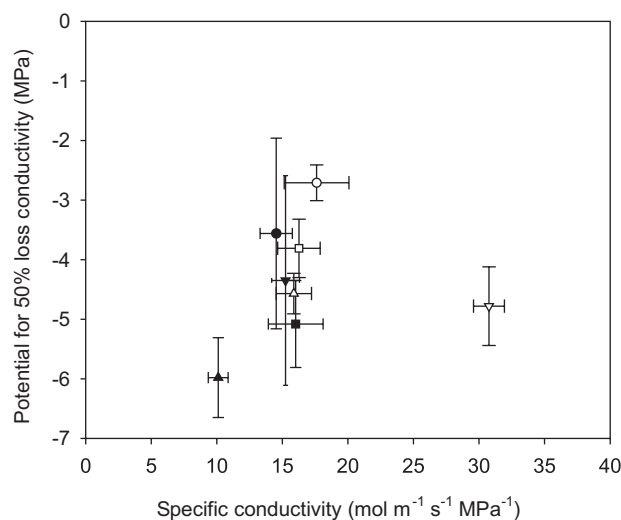


Figure 3. Relationship between xylem water potential inducing 50% loss of conductivity (Ψ_{PLC50}) and specific conductivity (K_s) in *Pinus halepensis* (triangle up), *Cupressus sempervirens* (triangle down), *Pinus nigra* (circle) and *Cedrus atlantica* (square) during April (open symbols) and September (closed symbols). Vertical and horizontal error bars are the standard error of the mean for Ψ_{PLC50} and K_s respectively.

evidence of trade-off when analyzing variability among ecotypes. For instance, *Pinus ponderosa* showed larger conductivity in the dry site sources than mesic sources and no differences in vulnerability to cavitation [13]. A study of geographical variation in hydraulic characteristics of *P. halepensis* found no differences in K_s when trees were supplied with adequate water, but, when subjected to soil drought, xeric provenances were less vulnerable to embolism compared to mesic provenances [27].

Our data from interspecific comparisons revealed no clear relationship between vulnerability to embolism (Ψ_{PLC50}) and xylem anatomy (figure 4). Large-diameter tracheids may have a greater vulnerability to embolism due to an increase in the number of large pores in pit membranes [7]. Accordingly, cypress should have shown the greatest vulnerability but it did not (tables I and III). Other aspects of tracheid and pit anatomy may be important. In fact, it has been suggested that pit membrane flexibility due to hemicellulose fibers explains differences of vulnerability among species [24]. It appears the relation among hydraulic efficiency, safety and tracheid size is complex and requires further study.

Conifer xylem is characterized by a high level of redundancy in its conducting system due to the large

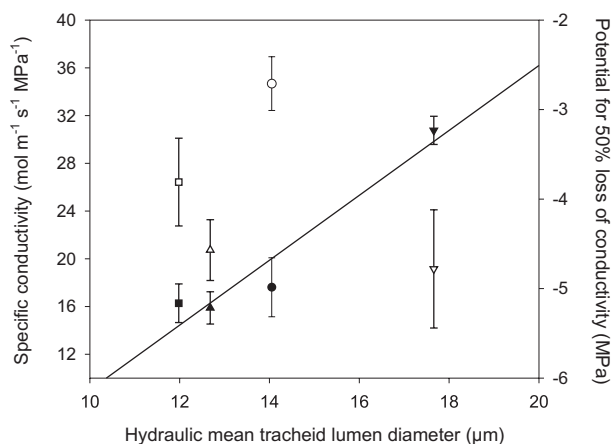


Figure 4. Relationship between “hydraulic mean” tracheid lumen diameter and specific hydraulic conductivity (closed symbols) or xylem water potential inducing 50% loss of conductivity (open symbols) in *Pinus halepensis* (triangle up), *Cupressus sempervirens* (triangle down), *Pinus nigra* (circle) and *Cedrus atlantica* (square). The line is the linear regression of specific conductivity on “hydraulic mean” tracheid lumen diameter ($r = 0.863$). Error bars are the standard error of the mean for K_s and Ψ_{PLC50} .

number of small tracheid units and the walls separating them [24, 31]. This characteristic could promote the late start (low water potential) and slow propagation of embolisms. The results of our study provided some support for this relation between structure and function, as the species with the largest tracheids, *C. sempervirens*, showed the most rapid propagation of embolisms (small $\Psi_{\text{PLC50}} - \Psi_{\text{PLC10}}$, tables II and III). Interestingly, embolisms began very late in *C. sempervirens* (low Ψ_{PLC10}). *C. atlantica* had the largest amount of small tracheids and a rather slow propagation of embolisms, but embolisms began rather early in this species.

4.4. Hydraulic characteristics and drought tolerance

The differences in the two major hydraulic properties, Ψ_{PLC50} and K_1 , among the four conifer species might be indicative of differences in resistance to drought. The capacity to resist cavitation is often considered to be related to drought tolerance [4]. Our results suggested a ranking of species based on Ψ_{PLC50} from the most drought tolerant *P. halepensis* and *C. sempervirens* to the relatively less tolerant *C. atlantica* to the least tolerant *P. nigra* (table II). A study of several Mediterranean provenances of *Cedrus libani* and *C. atlantica* (Ladjal 2000, unpublished data) showed values of Ψ_{PLC50} from -5 MPa to -7 MPa. Broadleaved Mediterranean species have been found to show a comparable range of vulnerability [29].

During the Mediterranean summer, high evaporative demand leads to high transpiration and an increase in xylem tension. A large hydraulic conductivity helps to support high transpiration and may be beneficial as long as it does not promote cavitation due to development of very low xylem water potentials [13]. Cavitation is prevented when stomatal closure occurs before the threshold water potential of vulnerability [20]. Earlier studies of conifers found a range of K_s and K_1 similar to that of the current study [28]. Species with smaller K_1 and K_s (*P. halepensis* and *C. atlantica*) may be inclined to develop low xylem water potential. To prevent cavitation they may have more effective stomatal control or low vulnerability to cavitation. Data from our laboratory (Froux 2001, unpublished data) confirm that *C. sempervirens* and *P. nigra* which have larger K_1 and K_s also have transpiration rates 1.6 times higher than *P. halepensis* and *C. atlantica* when xylem water potential is near 0.6 MPa.

4. CONCLUSIONS

The major conclusions are that there is a wide range of xylem anatomical and hydraulic properties in Mediterranean conifers that are consistent with and help explain the relative level of drought tolerance. The results suggest that drought tolerant species may have xylem hydraulic properties that are capable of sustaining high transpiration without development of lethal xylem tensions (high K_s and K_1 , and low Ψ_{PLC50} [13] as in *C. sempervirens*). Even *P. halepensis* which had relatively low xylem conductivity was protected from embolisms by very low vulnerability. In contrast the drought susceptible *P. nigra* from moist sites had rather high conductivity and low resistance to embolism. Important date effects were observed on conductivity that can be explained by changes in the amount of latewood. Anatomical traits like tracheid lumen diameter was directly related to conductivity and inversely related to the speed of propagation of embolisms. Further study of the relation of anatomical traits to hydraulic properties is necessary to explain why large tracheids can be associated with low vulnerability.

Acknowledgments: Fabienne Froux was supported by a Ph. D. grant of the French Ministry of Education. The technical assistance of Didier Betored and Arnaud Jouineau is gratefully acknowledged. We thank Dr Gilles Vercambre for his help in anatomical analysis, Dr Hervé Cochard for his critical remarks on a first draft. Special thanks are due to Dr Stephen Hallgren for helpful discussion and English review of the manuscript.

REFERENCES

- [1] Aussenac G., Valette J.C., Comportement hydrique estival de *Cedrus atlantica* Manetti, *Quercus ilex* et *Quercus pubescens* Willd et de divers pins du Mont Ventoux, Ann. Sci. For. 39 (1982) 41–62.
- [2] Borghetti M., Cinnirella S., Magnani F., Impact of long term drought on xylem embolism and growth in *Pinus halepensis* Mill., Trees 12 (1998) 187–195.
- [3] Brodribb T., Hill R.S., The importance of xylem constraints in the distribution of conifer species, New Phytol. 143 (1999) 365–372.
- [4] Cochard H., Vulnerability of several conifers to air embolism, Tree Physiol. 11 (1992) 73–83.

- [5] Engelbrecht B., Velez V., Tyree M.T., Hydraulic conductance of two co-occurring neotropical understory shrubs with different habitat preferences, *Ann. For. Sci.* 57 (2000) 201–208.
- [6] Grunwald C., Schiller G., Needle xylem water potential and water saturation deficit in provenances of *Pinus halepensis* Mill. and *Pinus brutia* Ten., *For. méditerr.* 10 (1988) 407–414.
- [7] Hargrave K.R., Kolb K.J., Ewers F.W., Davis S.D., Conduit diameter and drought-induced embolism in *Salvia mellifera* Greene (Labiatae), *New Phytol.* 126 (1994) 695–705.
- [8] Jarbeau A., Ewers F.W., Davis S.D., The mechanism of water-stress-induced embolism in two species of chaparral shrubs, *Plant Cell Environ.* 18 (1995) 189–196.
- [9] Kavanagh K.L., Bond B.J., Aitken S.N., Gartner B.L., Knowe S., Shoot and root vulnerability to xylem cavitation in four populations of Douglas-fir seedlings, *Tree Physiol.* 19 (1999) 31–37.
- [10] Kolb K.J., Sperry J.S., Differences in drought adaptation between subspecies of sagebrush (*Artemisia tridentata*), *Ecology* 80 (1999) 2373–2384.
- [11] Lemoine D., Peltier J.P., Marigo G., Comparative studies of the water relations and the hydraulic characteristics in *Fraxinus excelsior*, *Acer pseudoplatanus* and *A. opalus* trees under soil water contrasted conditions, *Ann. For. Sci.* 58 (2001) 723–731.
- [12] Linton M.J., Sperry J.S., Williams D.G., Limits to water transport in *Juniperus osteosperma* and *Pinus edulis*: implications for drought tolerance and regulation of transpiration, *Funct. Ecology* 42 (1998) 317–380.
- [13] Maherali H., DeLucia E.H., Xylem conductivity and vulnerability to cavitation of ponderosa pine growing in contrasting climate, *Tree Physiol.* 20 (2000) 859–867.
- [14] Pammenter N.W., Vander Willigen C., A mathematical and statistical analysis of the curves illustrating vulnerability of xylem cavitation, *Tree Physiol.* 18 (1998) 589–593.
- [15] Petty J.A., Puritch G.S., The effects of drying on the structure and permeability of the wood of *Abies grandis*, *Wood Sci. Technol.* 4 (1970) 140–154.
- [16] Piñol J., Sala A., Ecological implications of xylem cavitation for several Pinaceae in the Pacific Northern USA, *Funct. Ecology* 14 (2000) 538–545.
- [17] Pockman W.T., Sperry J.S., Vulnerability to xylem cavitation and the distribution of Sonoran desert vegetation, *Amer. J. Bot.* 87 (2000) 1287–1299.
- [18] Salleo S., LoGullo M.A., Drought resistance strategies and vulnerability to cavitation of some Mediterranean sclerophyllous trees, in: Borghetti M., Grace J., Raschi A. (Eds.), *Water transport in plant under climatic stress*, Cambridge University Press, Cambridge, 1993, pp. 99–113.
- [19] Siau J.F., *Transport processes in wood*, Springer-Verlag, Berlin, 1984.
- [20] Sparks J.P., Black R.A., Regulation of water loss in populations of *Populus trichocarpa*: the role of stomatal control in preventing xylem cavitation, *Tree Physiol.* 19 (1999) 453–459.
- [21] Sperry J.S., Ikeda T., Xylem cavitation in roots and stems of Douglas-fir and white fir, *Tree Physiol.* 17 (1997) 275–280.
- [22] Sperry J.S., Saliendra N.Z., Intra- and inter-plant variation in xylem cavitation in *Betula occidentalis*, *Plant Cell Environ.* 17 (1994) 1233–1241.
- [23] Sperry J.S., Tyree M.T., Mechanism of water stress-induced xylem embolism, *Plant Physiol.* 88 (1988) 581–587.
- [24] Sperry J.S., Tyree M.T., Water-stress-induced xylem embolism in three species of conifers, *Plant Cell Environ.* 13 (1990) 427–436.
- [25] Sperry J.S., Nichols K.L., Sullivan J.E.M., Eastlack S.E., Xylem embolism in ring-porous, diffuse-porous and coniferous trees of northern Utah and interior Alaska, *Ecology* 75 (1994) 1736–1752.
- [26] Tognetti R., Longobucco A., Raschi A., Vulnerability of xylem to embolism in relation to plant hydraulic resistance in *Quercus pubescens* and *Quercus ilex* co-occurring in a Mediterranean coppice stand in central Italy, *New Phytol.* 139 (1998) 437–447.
- [27] Tognetti R., Michelozzi M., Giovannelli A., Geographical variation in water relations, hydraulic architecture and terpene composition of Aleppo pine seedlings from Italian provenances, *Tree Physiol.* 17 (1997) 241–250.
- [28] Tyree M.T., Ewers F.W., The hydraulic architecture of trees and other woody plants, *New Phytol.* 119 (1991) 345–360.
- [29] Tyree M.T., Ewers F.W., Hydraulic architecture of woody tropical plants, in: Mulkey S.S., Chazdon R.L., Smith A.P. (Eds.), *Tropical Forest Plant Ecophysiology*, Chapman et Hall, 1996, pp. 218–241.
- [30] Tyree M.T., Davis S.D., Cochard H., Biophysical perspectives of xylem evolution: is there a tradeoff hydraulic efficiency for vulnerability to dysfunction, *IAWA Journal* 15 (1994) 335–360.
- [31] Zimmermann M.H., *Xylem structure and the ascent of sap*, Springer-Verlag, Berlin, 1983.